

This document is confidential and is proprietary to the American Chemical Society and its authors. Do not copy or disclose without written permission. If you have received this item in error, notify the sender and delete all copies.

Mass Action and Conservation of Current

Journal:	<i>Chemical Reviews</i>
Manuscript ID:	Draft
Manuscript Type:	Thematic Review
Date Submitted by the Author:	n/a
Complete List of Authors:	Eisenberg, Robert; Rush Medical Center, Dept of Molec. Biophysics and Physiology

SCHOLARONE™
Manuscripts

1
2
3
4
5
6
7
8
9
10
11
12
13
14
15
16
17
18
19
20
21
22
23
24
25
26
27
28
29
30
31
32
33
34
35
36
37
38
39
40
41
42
43
44
45
46
47
48
49
50
51
52
53
54
55
56
57
58
59
60

Mass Action and Conservation of Current

Bob Eisenberg
Department of Molecular Biophysics and Physiology
Rush University Medical Center
Chicago IL 60612
USA

March 11, 2015

File name: "Mass Action and Conservation of Current February 25-1 2015 .docx"

Abstract

Electronic technology has remade our world in fifty years, increasing capability by factors of billions, unprecedented in human history. Electronics depends on models that precisely represent its devices and circuits. Circuit models are robust and work well over a wide range of conditions without changing parameters.

Circuit models are based on the laws of electricity, conservation of charge, and Kirchoff's current law: current flow is exactly the same everywhere in a series of devices (with two terminals, like diodes or ionic channels). Interruptions anywhere stop current everywhere, even far away. Electrical forces and potentials change automatically to ensure the same current flows everywhere (in a series system). Succinctly, for steady flows $\nabla \cdot \bar{\mathbf{I}} = 0$, where $\bar{\mathbf{I}}$ is the vector field of current $\bar{\mathbf{I}} = \sum_k z_k F \bar{\mathbf{J}}_k$, z_k is the charge (valence) on one ion, F is the Faraday, and $\bar{\mathbf{J}}_k$ is the vector field of mass flux.

Chemical and biochemical models have been built on conservation of matter, expressed as the law of mass action, with constant rate constants. Chemical and biochemical technology has made striking progress by making compounds, not so much by making devices.

Device design in the chemical world is difficult because the rate constants of the law of mass action are found experimentally to change from one set of conditions to another. The law is not robust in most cases and cannot serve the same role that circuit models do in our electrical technology.

The law of mass action does not automatically conserve current, as is clear from the mathematics of a simple case, chosen to illustrate the issues involved: Consider $X \rightleftharpoons Y \rightleftharpoons Z$ with difference $I_{XY} - I_{YZ} = z_X k_{xy} F[X] - z_Y k_{yx} F[Y] - z_Y k_{yz} F[Y] + z_Z k_{zy} F[Z]$ and $I_{XY} - I_{YZ} \neq 0$. An additional constraint and equation is needed to enforce the global continuity of current flow. Of course, there are some series of reactions in which current is conserved and thus the same everywhere. The Appendix identifies special symmetrical cases in which charge flow is conserved.

The law of mass action, however, does not seem to force a series of chemical reactions to have the same current flow everywhere. Interruption of far-away current does not stop current everywhere in a series of chemical reactions (analyzed with law of mass action), and so does not obey Kirchoff's current law. The Appendix also evaluates consequences when current flow is not conserved.

I fear classical models of many reactions will be in peril, when current flow is examined until they are modified to satisfy the properties of the electric field.

Variational methods have only recently been developed to ensure that charge flow is conserved globally, along with mass, in dissipative systems like ions in solution or proteins. The Energy Variational Approach **EnVarA** developed by Chun Liu, more than anyone else, should allow the development of successful models of chemical, biochemical, and biological systems.

I believe robust models and device designs in the chemical world will not be possible until the law of mass action and Kirchoff's current law are embedded together in a consistent variational model of energy and dissipation.

1
2
3
4 Scientific laws are sometimes vague, sometimes precise. They are often residues of
5 revolutions that once gave us new knowledge of the world around and within us. It is easy to
6 continue to use old ideas uncritically even after they have been overtaken by new knowledge.
7 Scientific laws are usually learned early in our careers before we have refereed grants and
8 papers, before our critical skills are honed. Old ideas can have a life of their own, a momentum
9 that is hard to change.
10

11 **Conservation of Mass and Conservation of Charge and Current.** I write to discuss two scientific laws:
12 conservation of mass, and conservation of charge flow.
13

14 Both conservation principles seem precise laws of science and in historical context they
15 certainly once were precise laws, not vague residues of previous revolutions. Both conservation
16 of mass and conservation of charge/current are so widely used that each might be called the
17 foundation of a field, chemistry and physics, respectively. Ionic solutions must satisfy them both.
18

19 Chemistry uses mass conservation almost everywhere, in the form of the law of mass
20 action (derived using conservation of mass in eq. (1) – (4) below). The law of mass action helps
21 design, build, and understand new molecules, the main goal of classical chemistry. It is less
22 useful when the goal is to interact and pass signals to the macroscopic world.
23

24 Physics uses conservation of charge everywhere it deals with electricity. Conservation of
25 charge implies Kirchoff's current law, conservation of steady charge flow, $\nabla \cdot \vec{I} = 0$. Time
26 dependent current is conserved when current is generalized to include displacement current, as
27 explained in textbooks [43, 84, 163]. Displacement current is "Maxwell's extension of Ampere's
28 law" (p. 521 of [85]) needed to describe the source of the magnetic field. Maxwell's extension
29 allows light to propagate in a vacuum. Kirchoff's current law says the flow of charge is
30 continuous, without loss in series circuits, once displacement current is included. Current is
31 exactly the same everywhere in a series of two terminal devices. Electrical forces and potentials
32 change automatically to ensure the same current flows everywhere (in a series system).
33 Interruption of current anywhere in a series circuit interrupts signal and current flow everywhere,
34 even signals carried by currents far away from the interruption.
35
36

37 The main interest of electrical engineering is signals. Electrical engineering uses
38 Kirchoff's laws to make models of its devices. Electronic devices behave in one way, with one
39 model and one set of parameters, over a range of conditions because Kirchoff's laws are robust,
40 indeed exact to some eighteen significant figures [163]. Without Kirchoff's laws, we would not
41 have integrated circuits or digital devices to manipulate signals. We would not have computers,
42 smartphones, and the video devices that have remade our world. These devices operate at very
43 high speeds with electrical potentials changing volts in 10^{-9} sec. Devices operating at these
44 speeds could not be described with one set of parameters without Maxwell's extension of the
45 idea of current. Every time we use our smartphones or televisions, we depend on the properties
46 of displacement current and the continuity of current flow, Kirchoff's law.
47
48

49 **Biological systems involve both chemical reactions and charge.** Biological systems are always
50 embedded in ionic solutions, and nearly always involve chemical reactants and enzymes with
51 electrical charge, even if (like water) their net charge is zero. Substrates of reactions catalyzed by
52 enzymes are usually charged and are always embedded in solutions containing the ions Na^+ , K^+ ,
53 and Cl^- and involving Ca^{2+} , often as a variable that turns biological function on or off. Reactants
54 almost always flow in biological systems. Equilibrium and death are nearly synonymous in life.
55 Biological systems must satisfy conservation of matter and conservation of current.
56
57
58
59
60

1
2
3 We face a problem when we try to apply both conservation laws together. The laws do
4 not always agree. Indeed, they often conflict. The law of mass action needs an additional
5 constraint and equation to enforce global continuity of current flow.
6
7

8 **My goal** is to make models involving ions in chemistry, biochemistry, and biology as successful as
9 the models of electronic devices. We need robust theories (or simulations) of signals in chemical
10 reactions in ionic solutions that successfully use one set of parameters in a range of conditions,
11 and include the global properties of the electric field. Models of signals in electrochemical
12 devices and technology as robust as those of electronics would make a great difference. **I believe**
13 **that goal can only be reached after the law of mass action is extended to embed Kirchoff's current law.** Only
14 then will current interrupted anywhere interrupt current everywhere (in a series of reactions).
15
16

17 **The law of mass action** has been a keystone of classical chemistry. It was developed to deal with
18 isolated systems, originally with perfect gases [4, 58, 118, 134, 138], and allowed chemists to
19 deal with molecular and atomic reactions before physicists were convinced that atoms existed.
20 The law of mass action helps chemists build molecules of great use and importance.
21
22

23 But **isolated chemical reactions must contact** the outside world to pass signals and interact
24 with it, just as electronic systems contact the outside world and pass signals through inputs and
25 outputs. Biological systems contact surrounding solutions and cells through ion channels and
26 transporters. **The law of mass action was not designed to contact the outside world.** It was designed to
27 help chemists build and understand individual molecules. Signals and connections with the
28 outside world almost always involve electricity because charge flows through the contacts that
29 connect chemical reactions with the outside world. The contacts are usually the boundary
30 conditions of mathematical models.
31

32 Engineering deals with systems that are not isolated. Its devices contact the world
33 through power supplies and inputs and outputs. Devices have outputs that follow inputs
34 according to simple rules, for example, the output of an amplifier follows the input according to
35 the gain. The input output rules are derived from Kirchoff's current law.
36
37

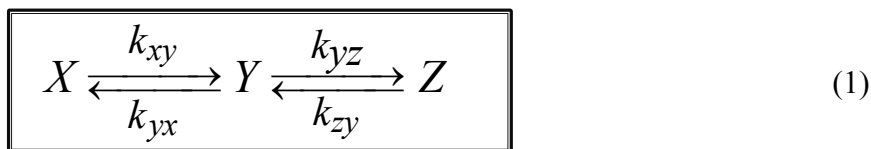
38 Biology deals with systems that are not isolated. They usually have inputs and outputs
39 and are driven by concentration gradients that are power supplies. Biological systems interact
40 with surrounding solutions, cells, and tissues.
41

42 I argue that the **law of mass action must be extended to deal with inputs and outputs and flow of**
43 **electrical charge** if theories and simulations of nanodevices (technological or biological) are to be
44 useful in more than one set of conditions.
45

46 **'The Law of Mass Action does not conserve current'** seems an unlikely statement and so mathematical
47 proof is desirable before verbal discussion. We examine a simple case using high school algebra
48 and a little calculus and ask does it conserve current? Is current the same everywhere in the
49 series of reactions? Do the potentials change automatically so current is always the same
50 everywhere in a series circuit?
51
52

53 The same questions can then be asked of whatever series of reactions are of interest.
54 Sometimes the answer will be current and mass are both conserved. More often, the answer will
55 be, they are not, I suspect.
56
57
58
59
60

Eq. (1) shows the reactions we analyze.



We define ‘law of mass action’ for this paper as just eq. (1) & (4) with symbols defined below. The rate constants in eq. (1) & (4) are taken as constants and thus of course are independent of each other. If the law were robust, the rate constants found experimentally under one set of conditions would be found under another set of conditions. Such is sometimes the case, but not very often [33, 34].

Generalizations of rate constants are sometimes made but, as discussed below—in the section ‘**How to extend the law of mass action?**’—generalizations common in the literature do not allow the law of mass action defined here by eq. (1) & (4) to satisfy Kirchoff’s current law globally. The global nature of the electric field (illustrated in Fig. 2 and its discussion) allows remote devices and boundary conditions to change local atomic flows. Electrical forces and potentials change globally—automatically as a result of the equations of the electric field—to ensure the same current flows everywhere (in a series system). Indeed, interruption of current in a series of reactions stops current everywhere, even far away. I fear many series of reactions found in the literature will not have the same current everywhere, when the current flow is determined explicitly. The reaction equations will have to be modified to satisfy the properties of the electric field, and perhaps the series of reactions themselves will need to be changed as well.

Of course, there are special cases in which mass action can by itself conserve current flow exactly and those in fact may be the ones where it has proven most quantitatively useful. A number of reactions may conserve current approximately. In other cases, like eq. (1), the reaction will not conserve current, even approximately. Each case needs to be studied separately.

The central fact—that applies to any chemical reaction, not just eq. (1) & (4)—is that the global realities of the electric field need to be embedded in the atomic scale treatment of the reaction. These global realities have not been dealt with in the literature, as far as I can find. I do not know cases where rate constants have been generalized so interruption of far-away current interrupts current everywhere in a series of reactions.

PROOF. The current flow in the reactions of eq. (1) is easily shown to be

$$\begin{aligned} I_{XY} &= Fz_X \cdot k_{xy} [X] - Fz_Y \cdot k_{yx} [Y] \\ I_{YZ} &= Fz_Y \cdot k_{yz} [Y] - Fz_Z \cdot k_{zy} [Z] \end{aligned} \quad (2)$$

Units for net current[†] I_{XY} are (cou/liter)/sec = cou/(liter sec). Unidirectional flux J_{xy} are (moles/liter)/(sec) = moles/(liter sec). Double brackets like $[X]$ indicate activities, the generalization of concentration (number density) needed in biological solutions, as discussed

[†] Unidirectional fluxes use lower case subscripts. Net fluxes use upper case subscripts and are marked with an overbar. Upper case subscripts are used for currents to emphasize the distinction between net currents and unidirectional fluxes. Note that unidirectional currents are not defined or used in this paper.

below. Units for rate constants units are $(\text{moles}/(\text{litersec})) / (\text{moles}/\text{liter}) = 1/\text{sec}$. The valences (i.e., charges on one molecule) of each reactant are z_X or z_Y . F is Faraday's constant.

It is clear that $I_{XY} \neq I_{YZ}$.

In general, Kirchoff's current law is violated:

$$I_{XY} \neq I_{YZ}, \text{ for a range of concentrations, rate constants, or charges.} \quad (3)$$

Details of Proof: Rate equations equivalent to chemical reactions involve **net flux** like \bar{J}_{XY} . The chemical reactions in eq. (1) defines the net fluxes, units moles/(liter sec),

$$\begin{aligned} \bar{J}_{XY} &= k_{xy} [X] - k_{yx} [Y] \\ \bar{J}_{YZ} &= k_{yz} [Y] - k_{zy} [Z] \end{aligned} \quad (4)$$

with the definitions of rate constant k_{xy} , for example

$$k_{xy} = \frac{J_{xy}}{[X]} = \frac{J_{xy}}{-\frac{d[X]}{dt} \Big|_{J_{yx}=0}} \quad (5)$$

Remark. Unidirectional fluxes J_{xy} are conventionally measured by tracers—originally radioactive isotopes, now usually fluorescent probes—flowing **into** an acceptor solution in which the concentration of tracer is zero. The concentration in the acceptor solution of the substance being traced is not zero in most cases. Note that the activity $[X]$ depends on the concentration of **all the other ions** in a significant way in nonideal solutions [6, 9, 19, 28, 30, 32, 34, 42, 47-49, 51, 52, 80, 88-91, 93, 95, 96, 107, 110, 114, 130, 136, 157, 158, 164]. In nonideal solutions, changes in the concentration of one substance $[Y]$ change the activity of another substance $[X]$ and also change its flow.

Almost all biological solutions are nonideal. Ionic mixtures or solutions of biology usually involve Ca^{2+} and are significantly nonideal, sometimes with activity coefficients of the order 0.5, implying that half of the thermodynamic driving force of that ion is nonideal and depends on the concentrations of all ions, not just that ion, itself. In the language of biophysics, all ions interact with each other in nonideal solutions, like Ringer solutions, whether or not proteins, channels, or nucleic acids are present.

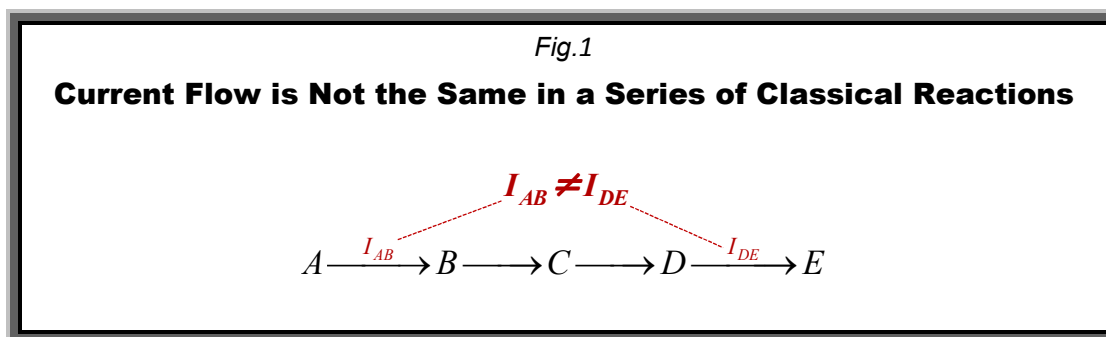
Back to the proof. The proof of eq. (2) is completed by writing net fluxes like $\bar{J}_{XY} = J_{xy} - J_{yx}$ as the difference of unidirectional fluxes. Net flux is converted into net current like I_{XY} using the proportionality constant zF (with z for the species in question) between flux and current.

$$\begin{aligned} I_{XY} &= Fz_X \cdot k_{xy} [X] - Fz_Y \cdot k_{yx} [Y] \\ I_{YZ} &= Fz_Y \cdot k_{yz} [Y] - Fz_Z \cdot k_{zy} [Z] \end{aligned} \quad (6)$$

Obviously, $I_{XY} \neq I_{YZ}$.

This ends the proof.

The main result of eq. (2) & (3) is simple: **the law of mass action itself conserves current only under special symmetric circumstances.** The law of mass action does not automatically change the electrical potentials to ensure that the current flow in a series circuit are the same everywhere. Mass action needs an additional constraint and equation to enforce global continuity of current flow. Examples are shown in Appendix eq. (9). I fear problems may be found in many of the reaction schemes in the literature—with substantial effect: Appendix (10)–(12)—when those reactions are examined as we do here, to see if the same current flows in every reaction in the series. The reaction equations will have to be modified to satisfy the properties of the electric field, and perhaps the schemes themselves will need to be changed as well.



Organization of paper. This paper begins by trying to motivate the treatment of chemical reactions as devices. The properties of charge flow have not been widely discussed in classical reactions (as described by the law of mass action), so I use mathematics to show that current is not conserved. I treat a simple but widely used case, hoping that this will be more convincing than words and easier to extend to other reaction schemes. **The methods used can be applied to any series of reactions to see if they satisfy both conservation of current and conservation of mass.**

A general discussion follows that is designed to explain verbally why current cannot be conserved in many applications of the law of mass action. The abstract nature of current is illustrated with many examples, discussed in some detail, since this crucial idea is not widely known to scientists, in my experience. **Electrical forces and potentials vary in a bewildering variety of ways in these different systems, and at different times, but they always vary so they enforce exact continuity of current, Kirchoff's current law.** Finally, the Appendix eq. (10)-(12) gives symmetrical conditions in which the law of mass action can conserve current. Asymmetric conditions are shown to produce charge imbalance likely to have noticeable effects.

Logic of current flow. Conservation of charge and charge flow implies that the current is identical in each reaction in the series of reactions of Fig. 1, eq. (1), or of Fig. 2: the flow of charge is continuous without loss. Electrical forces and potentials change automatically as specified by the equations of electricity to guarantee that current flows are the same everywhere in a series circuit under all conditions. Interruptions anywhere stop current everywhere in any series system. If current is forced to be zero in one reaction, it must be zero in every reaction, because Kirchoff's current law says current is the same everywhere in a series of reactions, just as it is in a series of resistors. Models of series reactions should also have continuous current, the same everywhere.

'Completing the circuit' is a necessity familiar to all who have wired up a circuit—the lights on a Christmas tree—even if they do not know the principle 'Kirchoff's current law'. The flow of

charge is continuous on all scales because conservation of charge and its movement is true on all scales. Interrupting current on an atomic scale (in a semiconductor diode, or an ionic channel) interrupts current on the macroscopic scale in the inputs and outputs of the diode, or in the solutions and cells connected to the ionic channel. Voltages rearrange everywhere to accommodate Kirchoff's current. The circuit is 'always completed'.

Logic of classical reactions. Chemical reaction schemes usually have rate constants that are independent of each other, so interruption of flux in one reaction in the scheme does *not* change rate constants elsewhere in a model of a series of chemical reactions. Reactants can accumulate and build up mass in that model of reactions. The accumulated mass changes flow in a complex way, different in different systems, that have different constitutive equations. The accumulation of mass does not follow a universal rule. Classical schemes follow conservation of mass, not conservation of current. Mass action needs an additional constraint and equation to enforce global continuity of current flow. The additional equation ensures that forces and fields change so Kirchoff's current law is always obeyed.

Accumulated charge is much simpler than accumulated mass. Accumulated charge has universal properties, independent of the physical nature of the charge. Particle and quasi-particle currents that accumulate at a junction (with sum i_{Σ}) change the time derivative of electric potential by an invariant equation $\partial V/\partial t = i_{\Sigma}/C$ (determined by the Maxwell equations). The change in electrical potential carries away a displacement current

$$i_{\text{displacement}} = C(\partial V/\partial t) = i_{\Sigma} \quad (7)$$

This displacement current is *exactly equal to the sum i_{Σ} of the currents flowing into the junction*, and is equal to $C(\partial V/\partial t)$ without known error, to about one part in 10^{18} . Kirchoff's current law is exact if current is re-defined to include $i_{\text{displacement}} = C(\partial V/\partial t)$ **no matter what the constitutive laws**. The displacement current (and equivalently $\partial V/\partial t$) 'take up the slack' so that Kirchoff's current law (using the extended definition of current) is exact. No charge accumulates at all beyond that defined by the integral of the displacement current. The electrical forces and $\partial V/\partial t$ change so the displacement current exactly equals i_{Σ} , and continuity of generalized current is exact.

Current is redefined to include displacement current (see textbooks [43, 84, 143, 163]) because the redefined current is the source of the magnetic field, as Maxwell discovered. There are no magnetic charges.

$$\nabla \times \vec{\mathbf{B}} = \mu_0 \left(\vec{\mathbf{J}} + \overbrace{\varepsilon_0 \frac{\partial \vec{\mathbf{E}}}{\partial t}}^{\text{Displacement Current}} \right) \quad (8)$$

$\vec{\mathbf{B}}$ is the magnetic vector field; μ_0 is the magnetic constant, the magnetic 'permeability' of a vacuum; ε_0 is the corresponding 'electrostatic constant', the permittivity of free space. It is mysterious that magnetic charges do not exist, i.e., $\nabla \cdot \vec{\mathbf{B}} = 0$. Magnetism only arises from current flow $\vec{\mathbf{J}} + \varepsilon_0 \partial \vec{\mathbf{E}}/\partial t$.

Accumulation of charge is special because it is universal. The precise linkage between potential change, charge accumulation and displacement current is a special feature of electromagnetism because it is universal. It is a property of a vacuum, the constitutive equation of a vacuum, if poetic license is allowed. The displacement current allows electricity and magnetism to combine

1
2
3 into the propagating radiation we call sunlight as it flows through the vacuum between sun and
4 earth with velocity $c = 1/\sqrt{\mu_0\epsilon_0}$. No universal precise linkage exists between mass accumulation,
5 rate of change of chemical potential, and flux, for example. That linkage depends on the details
6 of the constitutive equation, and **on all components of an electrolyte**, if the system is a nonideal ionic
7 solution, like those that life requires.
8
9

10
11 **Extensions of mass action.** Charge movement at power supplies, inputs, and outputs are involved as
12 devices contact the outside world. Charge flow must be included if a chemical reaction connects
13 to the outside world through electrical inputs and outputs like those used in our engineering
14 technology and that current should follow Kirchoff's current law.
15

16 If the law of mass action of a particular reaction does not follow Kirchoff's law, I do not see how
17 mass action can be expected to be a robust model of that reaction. This reasoning suggests that
18 the law of mass action should be extended to include another equation that changes fields and
19 forces so global conservation of current always occurs.
20

21 **Historically, current flow has not been included explicitly** in series chemical reactions in my opinion
22 because the mathematics needed was not available until recently. Mathematics that forces
23 descriptions of chemical reactions to conserve current and charge in dissipative systems (like
24 ionic solutions) has been developed only in the last few years as energy variational principles by
25 Chun Liu, more than anyone else.
26

27
28 **Energy Variational Approach.** The energy variational approach *EnVarA* is **defined** by the Euler-
29 Lagrange process [41] as generalized by Liu, and colleagues, into an energy/dissipation
30 functional. The generalized functional combines two variations with respect to different
31 independent 'variables' and yields a single set of Euler Lagrange equations (in Eulerian
32 coordinates of the laboratory) using push back and pull forward changes of variables [35, 46,
33 139, 159, 161]. In this way, *EnVarA* can deal with dissipation (friction) and ionic solutions.
34
35

36 *EnVarA* describes conserved energy using the classical Hamiltonian variational principle
37 of least action described in textbooks of mechanics. It deals with friction using the Rayleigh
38 dissipation principle described in textbooks of irreversible thermodynamics. When combined,
39 **these principles allow energy to be degraded into entropy as matter and charge flow in frictional materials**
40 [162], like electrolyte solutions.
41

42 Ionic solutions experience friction because an ionic solution is a condensed phase
43 essentially without empty space. Ice floats on water, so liquid H₂O has greater density than solid
44 H₂O and presumably less space between its atoms than the solid. Atoms and molecules in a
45 condensed phase cannot move without colliding. Collisions randomize originally correlated
46 motions and make them into the kind of randomized motion that we call heat [10]. The variance
47 of the displacement is what we call temperature. The macroscopic names for the conversion of
48 translational to randomized zero-mean (nearly) Brownian motion, are dissipation and friction.
49
50

51 **Skepticism and History:** Most readers will be understandably skeptical of a conflict between long
52 established laws: how has the law of mass action produced such useful chemistry, over so many
53 years, if it does not conserve current and charge flow?
54

55 The answer is that chemistry has been interested in molecules. Chemists make molecules,
56 not signals. Engineers have been interested in signals, and charges, not molecules.
57
58
59
60

In chemistry the law of mass action has been used build molecules, not to pass signals to or interaction with the outside world. In classical chemistry, the law of mass action has been used as a productive guide to understand and build molecules, but not as model of inputs and outputs for designing signals and devices.

In classical biochemistry, the law of mass action has been used in another clever and ingenious—and biologically wise—way to build useful models, despite their limitations. A senior biochemist recently told me “The art of biochemistry is to study enzymes in conditions that give insight to biological function, even if the conditions are not just those inside cells. The art is to choose experimental conditions in which biochemical reactions are well behaved and rate constants resemble those in real biological systems, so results are practically useful.”

The biochemists’ use of mass action has been expedient, practical, admirable, and a productive response to human limitations, I think. A scientist should do what she/he can do, even if it is much less than what she/he wishes to do.

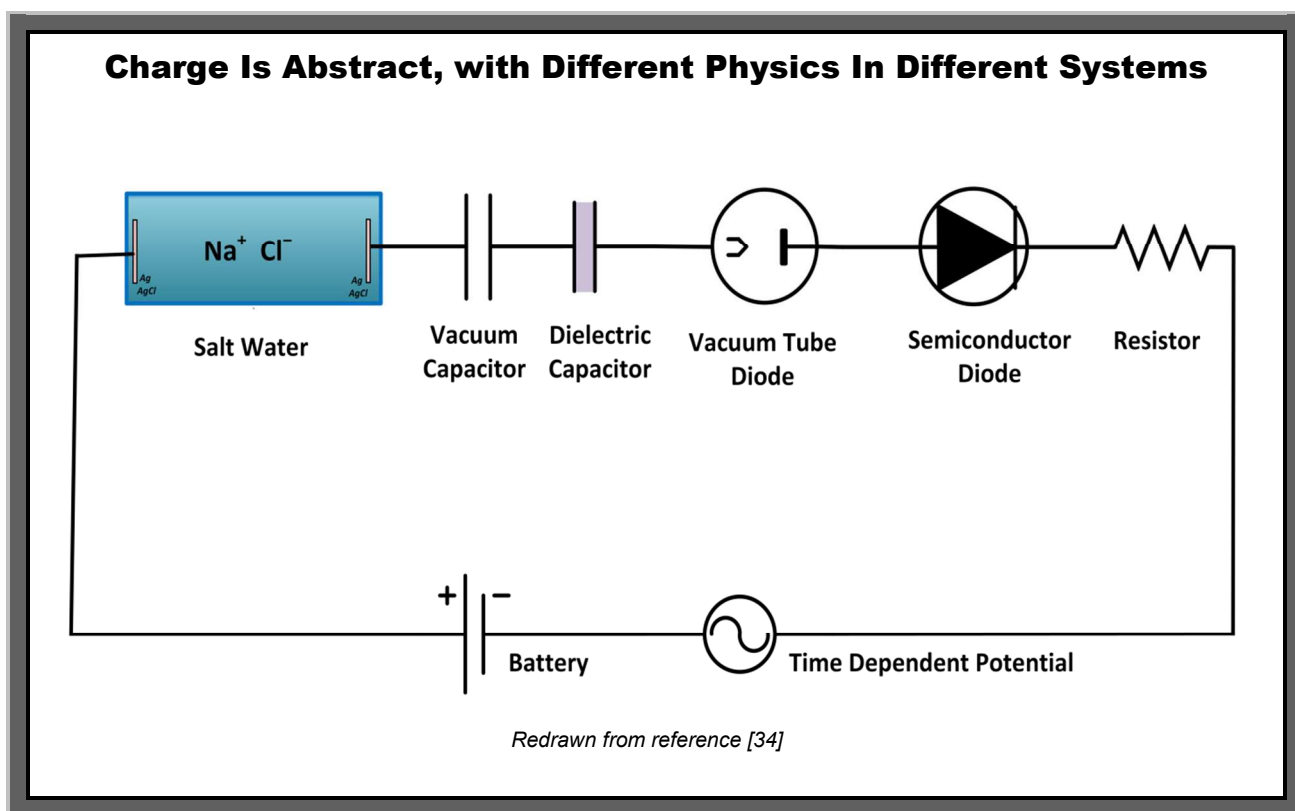


Fig.2. We see that charge in one physical system is quite different from charge in another. Charge flow is not simply the physical movement of particles of definite charge (and mass). Charge flow in a vacuum capacitor, in an ionic solution, in a wire are all quite different. Current is not just the movement of ions or electrons or protons. Note that the electric charge in different devices varies on very different scales from subatomic (in dielectrics) to atomic (in diodes, ionic conductors, etc.) to macroscopic. Thus, **treatments of charge must be multiscale.**

We now discuss charge movement so readers less familiar with electric circuits will know what I am talking about when I discuss current through a vacuum capacitor, for example. As we discuss current flow through salt water, vacuum capacitors, dielectric capacitors, vacuum

1
2
3 tube diodes, semiconductor diodes, resistors, wires and batteries we will see the bewildering
4 number of ways that the electric field changes to ensure that current flow is always continuous.
5
6

7 **Charge is an abstraction that is conserved.** Physicists teach that conservation of charge and current
8 are universally true, exact from very small to very large scales and very small times to very large
9 times.[†] What physicists often do not teach clearly is that charge is an abstract idea.
10

11 Many students believe that charge is always carried by particles and so conservation of
12 mass (of charged particles) implies conservation of charge and current. That is not true. Charge
13 is carried between the plates of a vacuum capacitor as a displacement current that does not
14 involve the movement of particles [43, 84, 143, 163]. Displacement current is $\vec{J}_D = \epsilon_0 \partial \vec{E} / \partial t$,
15 see eq. (8). Current flow in semiconductors is carried by mathematical fictions called quasi-
16 particles that move according to classical physics [79, 112, 116, 146, 156], not involving
17 solutions of Schrödinger's equation. This is an important property of semiconductors [85, 87],
18 crucial to their use.
19

20
21 An essential idea of electricity and magnetism as explained in textbooks [84, 143, 163] is
22 that **charge flow is continuous** (without loss in a series circuit) **no matter what the physical nature of the**
23 **charge**. Electrical potentials and forces change automatically to guarantee continuity of current
24 flow under all conditions, in experiments and in the equations of electromagnetism. Saslow's
25 [143] treatment of continuity of current in circuits is to my taste, careful, helpful, and
26 straightforward.
27

28 Fig. 2 tries to show this idea in a concrete way that anyone can build in their lab.
29 'Completing the circuit' implies that current in every device is the same. Continuity of current
30 (i.e., Kirchoff's current law) says that time-varying currents are the same in any series of devices
31 even if they have very different physics and different constitutive laws, even if they involve
32 chemical reactions (Fig. 1 and eq.(1)).
33

34 **Ionic Conductor.** The ionic conductor in Fig. 2 is a cylinder containing Na^+Cl^- . Here, current flow
35 (at a frequency say of 1 Hz in a $2 \times 10^{-2} M$ solution) is almost entirely the physical movement of
36 charged particles, of ions, say sodium and chloride ions and follows simple constitutive laws
37 (when concentrations are $< 2 \times 10^{-2} M$ and flows are not large enough and do not last long
38 enough to change concentrations). These ions are hard spheres. The finite size of these spheres is
39 significant in the ionic mixtures found everywhere in biology and in general at concentrations
40 greater than say $2 \times 10^{-2} M$. The finite size makes constitutive equations (valid at all
41 concentrations of mixtures of different types of ions) much more difficult than the classical
42 constitutive equations for quasi-particles that are points. Finite size implies saturation effects—
43 space cannot be filled more than once—and these imply that 'everything interacts with
44 everything else'.
45
46
47

48 Numerical difficulties in dealing with spheres are substantial. **Spheres must be computed in**
49 **three dimensions because spheres do not exist in one and two dimensions.** That is to say, objects with a
50 single radius have very different surface to volume ratios in one, two and three dimensions and
51 so fill space very differently. Phenomena in which spheres fill a significant fraction of three
52 dimensional space are not easily approximated in one or two dimensions. Computation of the
53
54
55
56

57
58 [†] Even the Casimir effect of quantum physics [133] is seen as a property of Maxwell's equations by some [81].
59
60

1
2
3 forces that prevent overlap of spheres is difficult because those forces are strong and vary steeply
4 in three dimensions. Bottom line: nonideal solutions remain a challenge, as documented below.
5

6 **Vacuum Capacitor.** We move to a vacuum capacitor, in which the space between the two plates is
7 completely empty of matter (as it would be in outer space, for example). The current flow
8 through this capacitor is just as real as the movement of ions of Na^+Cl^- in the cylinder even
9 though no particles or spheres are present, and no mass moves at all.
10

11 The displacement current between the plates of the capacitor is a property of the electric
12 field itself, as explained in textbooks of electricity and magnetism [43, 84, 143, 163] and is
13 described by the exact and simple constitutive equation $i_{\text{displacement}} = C(\partial V/\partial t)$, where the
14 displacement current $i_{\text{displacement}}$ (amps) is strictly proportional to the capacitance C (farads) and
15 the time rate of change $\partial V/\partial t$ of the voltage across the capacitor. Unlike other constitutive
16 equations, the constitutive equation for vacuum current is exact, valid to some eighteen
17 significant figures.[163]
18
19

20 This displacement current induces a magnetic field just as current carried by ions
21 produces a magnetic field. Indeed, without displacement current in a vacuum, Maxwell's
22 equations do not allow sunlight to propagate through the vacuum of space. With this exact
23 expression for displacement current, light propagation is a solution of the Maxwell equations,
24 and in fact the speed c of propagation of light can be computed from measurements of electrical
25 and magnetic constants, entirely independent of measurements on light itself, by Maxwell's
26 remarkable formula $c = 1/\sqrt{\mu_0\epsilon_0}$. Light propagates according to Maxwell's equations over
27 astronomical distances, so we know that the constitutive equation that calculates that speed must
28 be accurate to many significant figures.
29
30

31 **Dielectric Capacitor.** In the dielectric capacitor in Fig. 2 (filled with real material, for example the
32 plastic = Polytetrafluoroethylene = PTFE = Teflon), current flow is more complex, and involves
33 the effect of an applied electric field on the spatial distribution of the electric charge intrinsic to
34 the atoms, molecules, and substance of the dielectric. ('Intrinsic' here means the distribution of
35 charge present when there is no applied electric field.) Note that the electric charge in a
36 dielectric, or an ionic solution, or a protein or nucleic acid, for that matter, varies significantly on
37 all scales from subatomic to macroscopic.
38
39

40 The properties of dielectrics cannot be described in detail here because they vary so much
41 with material, voltage, and time. But some properties need emphasis. Intrinsic charges do **not**
42 move from plate to plate in a real capacitor. The current that flows from plate to plate and within
43 the dielectric is a dielectric displacement current not carried by the movement of mass (any
44 substantial distance). The current in a real capacitor is an abstraction. It is the sum of the vacuum
45 displacement current and the material displacement current (in the dielectric) produced by the
46 distortion of intrinsic charges. The material displacement current describes the movement of a
47 **charge on a nonlinear time dependent spring (with damping) that returns to its original position** after being
48 perturbed by an external electric field for a finite time. Calculating this material displacement
49 current involves solving a nonequilibrium time dependent version of the Schrödinger equation, a
50 difficult task, involving a macroscopic number of atoms and millisecond time scales in cases of
51 biological interest.
52
53

54 **Ideal dielectrics do not approximate ionic solutions.** Scientists have avoided the difficulties of solving
55 the Schrödinger equation in a macroscopic system like a dielectric, or ionic solution, by using
56 approximations. They discuss an ideal dielectric with properties independent of field strength
57
58
59
60

1
2
3 and independent of time. The approximation over a wide range of electric field strength is
4 satisfactory in most materials.
5

6 The approximation of a time independent ideal dielectric is poor over a wide range of
7 times. For example, most solutions of ions in water need effective dielectric coefficients to
8 describe the polarization charge induced by permanent charges. This dielectric charge changes—
9 after a step electric field is applied—from about 2 to about 80 as time moves on, from zero, to
10 10^{-15} sec to say 10^{-5} sec and the change in dielectric charge depends on the substance.[5] There is
11 not a universal constitutive law or approximation for the time dependence of dielectric
12 properties.
13

14
15 A factor of 40 change with time is not small. Multiscale analysis must deal with this
16 multiscale problem because atomic motion has macroscopic consequences on all time scales.
17

18 The time dependence of real dielectrics needs to be dealt with in biological applications:
19 ideal dielectrics do not approximate the properties of ionic solutions in which biology occurs.
20 The time dependence of polarization charge in proteins has been extensively studied [126-128]
21 and varies over the whole time scale from atomic to macroscopic. It often has slow components,
22 10^{-3} sec or slower.
23

24 Biology is controlled by atomic structures that move significantly in 10^{-15} sec but have
25 dramatic effects on biological functions 10^{-5} sec to 10 sec later. The time dependence of these
26 induced polarization charges appear in simulations (with atomic resolution) as changes in the
27 orientation and induced polarization of water molecules, and the distribution of ions, as well as
28 the distribution in proteins of permanent charges, permanent dipoles, and induced dipoles.
29

30
31 **Atomic scale simulations must last a long time.** Atomic scale simulations seeking agreement with
32 experimental data—available for a wide range of solutions [5], and proteins [126-128]—must
33 last long enough to account for the discrete charge movements that produce an effective
34 dielectric coefficient of 80, as measured experimentally. Otherwise, substantial changes in the
35 electric field will not be seen in the simulation, even if those changes in the electric field have
36 great biological significance.
37

38
39 **Electric fields in biology are strong.** The nerve signal is a change in the electric field of the greatest
40 biological significance. Information transfer in the nervous system, coordination of contraction
41 in muscle, including the coordination of cardiac contraction that allows the heart to pump blood,
42 are all directly controlled by the action potential, the biological name for the nerve signal.
43

44 Electric fields during a biological action potential are slow (say 10^{-3} sec), and
45 macroscopic in scale, spreading 10^{-3} meters, propagating 1 meter (in humans), and they are
46 remarkably multiscale. Handfuls of atoms in a channel protein control the macroscopic
47 propagation and the nerve signal itself is current carried by ions (that are single atoms) moving
48 through those proteins.
49

50 The electric field of the action potential is strong, typically some 0.1 volts across a 2×10^{-9}
51 meter thick membrane or a 3×10^{-10} meter selectivity filter (EEEE group in a calcium channel),
52 5×10^7 to 3×10^8 volts/meter. These electric fields distort the intrinsic distribution of charge within
53 the dielectric on many scales of time and distance, including electrons inside molecules and
54 atoms, They reorient polar molecules that have an intrinsic asymmetric distribution of charge.
55 Charges only move a small amount in dielectrics in response to the applied electric field—
56 reminiscent of the sloshing of tides in the ocean and on beaches on the earth created by the
57
58
59
60

1
2
3 moon's gravitational field—and they eventually return to their resting position when the field is turned
4 off but those small movements of charge produce large effects because the electric field is so
5 strong.
6

7 Dielectric currents share some of the properties of vacuum displacement currents but they
8 do not have a universal exact constitutive law, not even approximately. It is important not to
9 confuse dielectric and vacuum displacement currents. It is important to realize dielectric
10 displacement currents can be large and produce large effects in biology, as they do in
11 semiconductors.
12

13 **Nonlinear components of dielectric current are important in biology.** Nonlinear components of dielectric
14 displacement current have large effects important in biology (e.g., nerve [1] and muscle [145])
15 where they control enzyme function [92] as well as the opening and closing of the channels that
16 produce the action potential [155]. These nonlinear dielectric (i.e., displacement) currents can be
17 recorded as 'gating' currents because of the Shockley-Ramo theorem [125], which is Kirchoff's
18 current law in another form. The dielectric currents involve a tiny fraction of all the charges in
19 and near an ionic channel, far less than one per cent (see Appendix, "Size of Effects", near
20 eq.(15)), but Kirchoff's current law and the strength of the electric field make gating currents
21 measurable, easily in the hands of skilled experimentalists.
22

23 **Any electric field is extraordinarily strong compared to diffusion.** Tiny displacement currents can be
24 recorded routinely in many laboratories because the electric field is so strong. If it were not so
25 strong, these tiny concerted movements of atoms would be lost amongst the Brownian thermal
26 motion. As Feynman memorably mentions at the very beginning of his textbook [43], **one per cent**
27 **excess of charge in a person at arm's length produces force enough to lift the earth!** Extraordinarily small
28 changes in net charge are enough to guarantee that currents are the same in all elements of a
29 series circuit because the capacitances (ratio of charge to potential) involved are often some 10^{-17}
30 farads, see Appendix. Continuity of current flow is guaranteed by changes in electrical forces
31 and potential resulting from very very small amounts of charge.
32

33 **Concentration effects are very small.** On the other hand, a one percent deviation in density of mass
34 has a tiny effect on diffusion and chemical reactions, hardly noticeable. Diffusion forces are tiny
35 perturbations on the electric force field and energies involved in diffusion are tiny perturbations
36 in the total energy of charged systems. Electric forces and energies are not small parts of the total
37 energy and it is not wise—to say the least—to treat them as perturbations of uncharged systems.
38 Small changes in charge distribution produce large changes in flow because flow tends to be an
39 exponential function of the spatial profile (even when the profile does not have a large, single,
40 symmetrical peak [29] of potential energy) and the profile of energy is a sensitive function of
41 permanent and dielectric charge, ionic conditions, etc [38]. It is not wise [39] to neglect the
42 effect of permanent charges of the channel protein on the shape and size of the electric field as is
43 done in many continuum [11, 14-17, 20-22, 53, 54, 62, 97-106, 137, 151] and rate models of
44 gating and permeation of ion channels, and most treatments of enzyme function and catalysis.
45

46 **Charge is indeed an abstraction.** In each of the devices in Fig. 2, charge follows different laws,
47 because it has different physical properties, sometimes carried by charged particles, sometimes
48 produced by the rate of change of electric field (displacement current), sometimes the
49 'movement' of quasi-particles, sometimes the 'movement' of electrons in a macroscopically
50 delocalized quantum state of a wire.
51
52
53
54
55
56
57
58
59
60

1
2
3 **Charge always flows without loss in each device.** That abstract property of charge movement is
4 always true, because the potentials change automatically to ensure continuity of current. But the
5 'laws' describing current as a function(al) of time and potential (for example) depend on the
6 physical nature of the charge and its movement. Different devices have different relationships
7 between current, voltage, and time. These different 'constitutive' equations are described in the
8 engineering literature in great detail.
9

10
11 The different constitutive equations combine with Kirchoff's current law to describe
12 current flow from one place and one device to another. Together, the equations describe the
13 universal fact that interrupting current flow in one chemical reaction (of a series of reactions)
14 will interrupt current flow in every other reaction (in that series) even if the interruption is meters
15 away from a chemical reaction being studied on the atomic scale (scale = 1 Å). Together the
16 equations describe the experimental fact that electric fields, forces, and potentials automatically
17 rearrange so that Kirchoff's current law and continuity of current flow are always present exactly
18 on all scales no matter what is 'carrying' the current. Indeed, **the physics of current flow can**
19 **change to accommodate the continuity of current.**
20

21
22 One is reminded of the power of the electric field when one unplugs a computer.
23 Interruption of a circuit meters away from the diodes of the computer's power supply stops the
24 flow of quasi-particles—holes and semi-electrons—across atomic scale junctions of
25 semiconductor diodes, often of the *PN* variety. The electric potential changes so strongly in
26 response to the interruption (because the power input of the computer power supply stores a
27 great deal of charge) that the electric field exceeds the dielectric strength of air. The **automatic**
28 **change in the electric field—needed to maintain continuity of current flow—is enough to 'change**
29 **the physics' of the system.** Electrons are stripped off the atoms of the air, a plasma is created, a
30 spark. We should be frightened of sparks and their electric field. Sparks start fires, sometimes in
31 upholstery or drapes.
32
33

34 **Vacuum tubes.** In the next device in Fig. 2, we consider charge movement in a vacuum tube diode.
35 Vacuum tubes control the flow of electron current by changes in their internal electric fields and
36 were called 'valves' in the UK for that reason. Vacuum tubes, semiconductors and even some
37 open ion channels follow simple constitutive laws of rectifiers, as described in textbooks of
38 electronic devices or ion channels.
39

40 In vacuum tubes, current is indeed carried by a stream of isolated charged particles,
41 electrons with a definite mass and charge, moving through a vacuum, interacting only through
42 their electric fields. At 1 Hz, essentially all the current in a vacuum diode is carried this way.
43 Current through a diode is not proportional to the voltage across the diode because the electric
44 fields within the diode change shape, despite the simple physics of conduction. The fields change
45 shape as the voltage across the diode is changed because of screening and shielding. The electric
46 fields within the tube are different at small and large potentials. The different internal electrical
47 fields change the current flow, creating rectification. The electric field creates a large barrier in
48 one direction so current in that direction is small; the electric field creates a small barrier in the
49 other direction, and current in that other direction is large.
50
51

52 Rectification is of historical interest, because vacuum tubes allowed the early detection of
53 radio waves in American's homes in the 1920's, as valves did in the UK. The demand for
54 portable radios led to solid-state diodes, then solid-state 'triodes', field effect transistors,
55 integrated circuits, and our modern digital world [135].
56
57
58
59
60

1
2
3 Vacuum tube diodes had certain difficulties—they were big, 10^{-2} m at their smallest, hot,
4 greedy consumers of power, and electrically unstable: they drifted continuously. They were
5 quickly replaced with semiconductor diodes, the next device in Fig. 2 that can be as small as 10^{-8}
6 meters nowadays, costing $<10^{-10}$ dollars each.
7

8 We turn now to a very different diode on a different scale. The electric field of charge
9 must be respected on all scales— 10^{-2} meters of vacuum tubes, 10^{-9} meters of semiconductor
10 diodes—because the electric field has such large effects on all scales. The immediate implication
11 is that theory and simulation must calculate the electric field on all scales, using an explicitly
12 multiscale analysis, since it seems unlikely that any one type of simulation or theory can span
13 atomic to biological to laboratory distances and times, let alone the interstellar scales on which
14 the laws of electricity are known to be valid.
15
16

17 **Semiconductor diodes.** Current in semiconductors is carried by quasi-particles [87], called holes
18 and ‘electrons’ (better named quasi-electrons, or semi-electrons in my view) These quasi-
19 electrons and holes are defined because they interact much more simply than the totality of real
20 electrons and lattice of atoms in the semiconductor [87, 129, 131, 149, 156]. They simplify
21 the quantum mechanical many-body problem into the much simpler motion of imagined quasi-
22 particles. Current is carried in semiconductors by rearrangements of charge in the entire lattice of
23 atoms that make up the semiconductor. Fortunately for our technology and daily life, current in
24 germanium and silicon can be approximated by classical theories that deal with one quasi-
25 electron or one quasi-hole at a time as they move in mean fields, without requiring solution of
26 the Schrödinger equation at all [79, 112, 116, 146, 156].
27
28

29 As a textbook puts it eloquently (p. 68 of [85]): “Electron is a quasi-particle consisting of
30 a real electron and an exchange correlation hole ... a cloud of effective charge of opposite sign
31 due to exchange and correlation effects arising from interactions with **all** other electrons of the
32 system.” “Hole is a quasi-particle, like the electron, but of opposite charge; it corresponds to the
33 absence of an electron from a single particle state that lies just below the Fermi level.” The
34 motion of these quasi-particles are described by mean field models, evaluated both by
35 simulations [79, 156] and theory [79, 112, 116, 146, 156]. For example, the Poisson drift
36 diffusion equations [82], often called *PNP* (for Poisson Nernst Planck) in biophysics and
37 nanotechnology [7, 9, 12, 13, 28, 36, 37, 70, 160], are most important in semiconductors, not
38 biophysics or physical chemistry.
39
40

41 **Rectification in biological membranes.** Early treatments of rectification in biological membranes,
42 then called ionic conductances, ([53]; Appendix of [67]) in fact drew heavily on (nearly)
43 contemporaneous treatments of rectification in diodes [122], but none of these were consistent:
44 they assumed the electric field, instead of computing it. The charge in the system did not produce
45 the assumed electric field if substituted into Poisson’s equation. Goldman [53], then a graduate
46 student of K.C. Cole, recognized the problem, but did not know how to remedy it, nor did these
47 workers [53, 67] understand that electric fields were not constant in any sense, including space
48 (numerous personal communications to me from K.S. Cole, 1960-1962, and A.L. Hodgkin,
49 1960-1995).
50
51

52 Semiconductor physicists understood that consistent treatments produced electric fields
53 that varied greatly with conditions, as the fields change to force continuity of current [148].
54 **Indeed, transistor design would not be possible** [135, 150, 154, 156] **if computational electronics had**
55 **assumed constant fields the way some physicists** [122] **did early on**, but not for long [123].
56 Biophysicists were evidently not aware of the evolution of Mott’s understanding [61].
57
58
59
60

1
2
3
4
5
6
7
8
9
10
11
12
13
14
15
16
17
18
19
20
21
22
23
24
25
26
27
28
29
30
31
32
33
34
35
36
37
38
39
40
41
42
43
44
45
46
47
48
49
50
51
52
53
54
55
56
57
58
59
60

In biophysics the importance of computing the fields from the charges (so the fields and charges were consistent) was not realized (as far as I know) until much later [36-38]. Until then, and even after, Nernst Planck equations were used in biophysics **without including the ionized acid and base groups of the channel protein** (i.e., without including the permanent charge of the protein) [11, 14-17, 20-22, 54, 61, 97-106, 137, 151]. Change of shape of the electric field with concentrations, amino acid composition of the channel protein, and so on were—and still are—often ignored to the surprise of physical chemists. As a prominent physical chemist once told me “Computing the properties of a protein without including the ionized acid and base groups is like studying a galaxy without stars.”

Charge carriers in semiconductors can be really quite strange from a physical point of view. Charge carriers in silicon and germanium do not exist outside the lattice of the semiconductor as distinct entities. They do not exist in the same sense that Na^+ and Cl^- ions exist, but are mathematical representations, with lifetimes sometimes as short as milliseconds. Quasi-particles are the second derivative of a Fermi surface of silicon and germanium semiconductors, under particular conditions. They are defined, as mentioned above, to allow easy classical analysis compared to the intractable quantum mechanical many-body problem of a macroscopic semiconductor.

Much of the success of our semiconductor, digital, and video technology is due to the accuracy of the constitutive *PNP* equations describing holes and semi-electrons. They robustly describe the characteristics of semiconductor devices of many different types, **with very different input output relations**, as different as an exponentiator and a logarithmic convertor.

PNP is so useful because almost all the devices of our digital technology work in a restricted set of conditions in which flows are crucial but are of the special type well described by quasi-particles moving in a mean field. Treatment of distortions of the electric field of all the atoms in the macroscopic device is not needed.

Almost all of the devices of electronics use power supplies to maintain different voltages at different locations far from the *PN* junctions of the device itself (and thus require a global treatment of the electric field). These voltages perturb the distribution of velocities of charged particles so the distribution has net flow [29, 40]. The slight perturbation is enough to imply the *PNP* equations and those provide enough nonlinearity to make amplifiers, switches, and the full set of logical circuits necessary to make a computer [129, 131, 149, 156]. In fact, in this case the *PNP* equations can be solved analytically and exactly to give intuitive pleasingly simple formulas for current flow, once the shape of the electric field is known [29].

***PNP* equations describe a wide variety of current voltage relations and devices.** The *PNP* equations are the constitutive laws used to describe semiconductor devices as their current voltage relations change drastically (with voltage, for example) from that of a linear amplifier, to a switch, to an exponentiator, a multiplier or even a logarithmic converter. [129, 131, 149, 156] Nonlinear input output relations as varied as these enable a rich variety of devices.

Nonlinear input output relations as diverse as these are not described easily—or described at all, for that matter—in most areas of physics and chemistry. All the nonlinear devices in a computer are actually mathematical solutions of the *PNP* equations in a complex silicon structure built to have the particular spatial distribution of permanent charge (‘doping’) that produces the desired properties of the device, i.e., the input output relations.

The predictive power of *PNP* is very important in the design of robust semiconductor devices—that do not fail even when used many millions of times a second in computers that

1
2
3 contain a trillion transistors. In fact, **the intrinsic physical properties of semiconductors are adjusted by**
4 **their designers so PNP remains a good description [18, 23, 24, 140], even as the size of the device has been**
5 **dramatically decreased.** The concentration of fixed charge dopants, geometry, and recently even
6 dielectric coefficients are adjusted by semiconductor engineers in their successive iterations of
7 Moore's law [113, 119, 120], so PNP remains a good description as performance is increased by
8 factors of a billion or so, over 50 years.

9
10 Evidently, **reliable design is more important than raw performance.** It seems more important for
11 the designers (and marketplace) that an equation describes behavior robustly and accurately over
12 a range of conditions than that the device be as fast or small as possible [18, 23, 24, 140].
13 Evolutionary selection in biology also seems to choose robustness over efficiency in many cases.
14 Devices of nanotechnology need to be similarly robust, I believe, before they will be used
15 extensively.

16
17 **PNP is not enough, however, when ionic solutions are involved.** A great deal of effort has been
18 spent applying PNP equations to electrochemical systems [7, 9, 12, 13, 28, 36, 37, 70, 160]
19 hoping they might serve as adequate robust constitutive equations, but that is not the case. The
20 nonideality of ionic solutions, arising in large measure from saturation effects produced by the
21 finite size of ions, demands more powerful mathematics than the partial differential equations of
22 PNP used in computational electronics.

23
24 **Resistor.** The next device we discuss in Fig. 2 is a resistor, which in some ways is the easiest to
25 describe, because current is proportional to voltage with a single proportionality constant over a
26 wide range of voltages, times, and conditions. A resistor follows Ohm's constitutive law with a
27 resistance independent of potential over a wide range from 10^{-5} volts to say 100 volts, and from
28 values of resistance from 10^{-1} ohm to 10^8 or 10^9 ohms.

29
30 The range of validity of Ohm's law is an enormous help in circuit design. **Circuit models**
31 **involving resistors, capacitors, inductors and operational amplifiers are transferrable.** They behave as real
32 devices behave without changes in parameters. Largely for that reason, designs are inexpensive
33 and robust.

34
35 Despite the simplicity of resistors, the actual current carrier in a carbon resistor, is
36 unclear, at least to me. No one cares very much I suspect, because the device works nearly
37 perfectly. The carrier of charge does not matter very much. What matters is the constitutive law
38 that describes the relation of current, voltage and time. The constitutive law should satisfy
39 conservation of mass, charge and current.

40
41 It is instructive to write the constitutive law for a resistor Ohm's law for only particle
42 current, using a conservation of particle (mass) formulation, and then write it again for particle
43 plus displacement current from one terminal to another. If you apply a step function of current
44 (or potential for that matter), to the purely particle formulation, a paradox arises. The potential
45 changes but the particle current flowing into the resistor from the left is exactly equal to the
46 particle current flowing out on the right **at all times.** Why does the potential change if there is no
47 accumulation of charge?

48
49 The paradox can be resolved in two (nearly) equivalent ways.

- 50
51
52
53 (1) The constitutive equation Ohm's law can be used with the extended definition of
54 current that includes the displacement current. In that case there is continuity of
55 generalized current, but there is **NOT** continuity of particle current at all times. The
56
57
58
59
60

transient accumulation of particle current provides the charge that changes the potential. Paradox resolved.

- (2) Alternatively, the circuit model of the resistor in Fig. 2 can be changed to have an explicit capacitor in parallel with it. In that case, the charge accumulates on the capacitor, and the resistor itself can have continuity of flux of particles at all times and follow Ohm's law using the current/flux of particles (and not the displacement current). The charge accumulating on the capacitor creates and changes the electric field. Paradox resolved.

Maxwell himself repeatedly used capacitors in this spirit to understand the role and significance of displacement current. Sections 102, 125, 199, and Chapters 8, are some examples, in [117]. We (following the insight and advice of Wolfgang Nonner) have used capacitors as a crude way to connect permanent charges (specifically, acid side chains in a channel protein away from the pore) and electrical potential in the pore of a channel protein, e.g., the potassium channel [45].

Current flow in wires can also be strange. The current carriers in a wire are delocalized electrons in the simple case of a single solid conductor of metal, and follow the simplest constitutive law of all at long(ish) times, say times longer than 10^{-5} sec. But most of our electronics occurs at times much shorter than that.

We confront the importance of the time variable. **The physical nature of current flow depends on time scales, even in wires** [84, 143]. The range of time scales in our technology is enormous, from more than one second to less than 10^{-9} sec. At the shorter times ($< 10^{-4}$ sec), the wires that must be used are often twisted pairs [8], each made itself of many very fine wires. Without twisting, these pairs of wires do not allow successful connections to the internet because rapidly changing signals are not carried reliably by single wires [152]. **At those short times, currents flow outside wires**, guided by the conductor, to be sure, but outside the conductor nonetheless [84, 152]. The twisting of wires is a necessity if they are to carry signals robustly and reliably so we can use them in our video devices and smartphones, even in old fashioned hard wired telephones [8] that only need to amplify audio signals heard by adult humans $< 10^4$ Hz.

Physical nature of current depends on time scale. The physical nature of current in almost any system depends on the time scale, and differs at different times as much as it differs in different devices. Constitutive equations depend on time. Different devices have different constitutive equations with different time dependence.

Again, charge movement is an abstraction, different at different times in one device, as well as different in different devices.

Charge Movement in Batteries. Batteries are present in Fig. 2 both as an isolated device and as the $\text{Ag}||\text{Ag}^+\text{Cl}^-$ interface between wires and Na^+Cl^- solution in the conducting cylinder previously discussed.

I hesitate to describe a constitutive equation for the flow of charge in batteries in general because the flow is so very complex, different in different devices, and important for the practical daily use of batteries [25, 86] and its interaction with surface charges is also subtle and important [142]. It is enough to say here that current flow through electrochemical systems is carried by a wide range of charge carriers. Constitutive equations of different electrochemical systems differ and change nature dramatically with time and frequency and composition and

1
2
3 concentration of ionic solutions, as well as electrical potential, and current flow. At short times,
4 at 10^{-6} sec—that are still long and slow compared to the times important in computers—current
5 from the Ag wire and AgCl electrode material into the Na^+Cl^- solution is entirely displacement
6 current lagging behind voltage but at the longer times characteristic of biological systems
7 (greater than say 0.1 sec) the current is carried by a complex combination of Ag^+ and Cl^- ions
8 with negligible displacement current.
9

10
11 **We conclude that charge is indeed an abstraction** with different physical meanings in different
12 systems and at different times. No one can visualize and no one knows—at least I do not know
13 anyone who knows—why or even how this abstraction can be so perfectly conserved under all
14 conditions and on all scales, from Angstroms to meters, from femtoseconds to seconds.
15

16 It is truly amazing to think of the changes in electric forces needed to accommodate and
17 enforce continuity of current in salt water, vacuum capacitors, dielectric capacitors, vacuum tube
18 diodes, semiconductor diodes, resistors, wires and batteries from atomic scale time 10^{-16} sec and
19 distance 10^{-11} meters to the biological scale of seconds and meters from inside atoms (p. 8-9 of
20 [43]) to intercontinental distances (in submarine cables) and interstellar space.
21

22 The reader may have difficulty visualizing the interactions that enforce conservation of
23 the abstraction ‘charge/current’ in all these devices with all these properties over the entire time
24 scale. I certainly do. **However,**
25

26 **Charge is conserved on and between all scales in all conditions,** even if we cannot visualize how that
27 manages to be so. Experiments demonstrate that fact. Current does flow continuously without
28 loss in a circuit. Consider a battery feeding a circuit. If a wire is cut far from the battery, current
29 flow stops everywhere. The chemical reaction in the battery is disrupted on an atomic scale, by
30 the (lack of) current flow meters away. Those of us living in colder climates have seen the effects
31 when starting a car with another car’s battery. We have learned to be careful because even a
32 twelve volt battery can produce dangerous sparks in air, even though air has nearly infinite
33 resistance, and is in that way, nearly a vacuum. Abstract charge is conserved ‘exactly’ even if we
34 cannot visualize how that happens.
35

36
37 **Science often contains mysteries that cannot be visualized**—consider Maxwell’s attempts to
38 visualize his equations as properties of an ether. Science often poses questions that cannot be
39 answered. Why is there no magnetic charge? Why is the charge on an electron 1.6×10^{-19}
40 coulombs? **Why is charge independent of velocity in special relativity** (p. 13-9 of [43]) **when mass and**
41 **distance and even time are not?** Why are physical laws invariant when locations s move at constant
42 velocity $\partial s/\partial t$ —special relativity—or at constant acceleration $\partial^2 s/\partial t^2$ —general relativity—but
43 not when other time derivatives of location are constant, like a constant third derivative $\partial^3 s/\partial t^3$
44 or linear combinations of $\partial^n s/\partial t^n$, perhaps even fractional derivatives? As practical people,
45 scientists cannot afford to just wait while we wonder about such things. Scientists wonder a bit
46 **and** then move on, hoping our successors can do better than we have.
47
48
49

50 Biologists and engineers in particular cannot afford to linger on mysteries they do not
51 understand. So many of those mysteries in biology have turned out to be caused by low
52 resolution of our instruments, unable to resolve crucial structures. Think of Thomas Henry
53 Huxley looking at the shortening of the striations of muscle [76] that were not understood until
54 one of his grandsons (Andrew Huxley), studied them many years later working in Cambridge
55 UK [73]. Think of Lee DeForest using vacuum tubes without understanding how they work.
56
57
58
59
60

1
2
3
4
5
6
7
8
9
10
11
12
13
14
15
16
17
18
19
20
21
22
23
24
25
26
27
28
29
30
31
32
33
34
35
36
37
38
39
40
41
42
43
44
45
46
47
48
49
50
51
52
53
54
55
56
57
58
59
60

Biologists and engineers cannot afford to wait to understand everything. They must isolate the mysteries and move on to study other things. Here, we move on to discuss devices and the theories and simulations used to understand them.

Biological Implications of Kirchoff's Current Law. It is important to note that the Kirchoff's current law has important biological implications in systems more general than a series of chemical reactions. Kirchoff's current law implies the cable equations (called the telegrapher's equation in the mathematics literature). The cable equation [66] is the foundation of the Hodgkin Huxley model [65, 68, 72, 74, 75] of the action potential of nerve and muscle fibers. Kirchoff's current law links the atomic properties of ions, the molecular properties of ion channels, and the centimeter scale spread of current and potential that creates the propagating action potential in nerve fibers meters in length.

In short or round(ish) cells, or in organelles like mitochondria, Kirchoff's current law forces coupling between multiple pathways of current crossing membranes, **even if the currents are carried by different ions, or by electrons, through different structures** nanometers apart in the membrane of the finite cells or organelles.

The flux coupling characteristic of active transport systems—including the coupled flows in chemi-osmotic systems that perform oxidative phosphorylation or photosynthesis—might arise in this manner. **Coupling of flows of charges, whether electrons or ions, is an unavoidable consequence of GLOBAL conservation of charge and current**, of Kirchoff's current law **GLOBALLY** enforced, and not a consequence of local chemical interactions, just as coupling of membrane currents with axial currents in a nerve fiber is an unavoidable consequence of Kirchoff's current law, not of local chemical reactions.

It is interesting to compare the incorrect chemical theory of nerve propagation of Nobel Laureate A.V. Hill [60] with the correct electrical theory of the then undergraduate [63, 64], later Nobel Laureate [65, 68, 72, 74, 75] Alan Hodgkin. Kirchoff's current law in the form of the cable equation [66] was the key to Hodgkin's understanding. The classical voltage clamp experiments were designed to remove difficult terms, and isolate membrane terms, in the cable equation—personal communication, A.L. Hodgkin, 1961—that today we know describe ion channels, opening, closing and conducting [61, 124, 141].

Cable equation links movement of atoms inside channel proteins to macroscopic current flow that produces nerve propagation of the macroscopic electrical potential, the nerve signal that spreads meters. Macroscopic potentials modify atomic movements involved in gating and conduction. Atomic movements create the macroscopic electrical potentials.

Equations of the electric field are true on all scales and so allow a unique linkage between models of atomic motion, protein behavior, and macroscopic propagation of electrical signals. I suspect linkage equations of this type—valid on all scales—will be needed to make any multiscale analysis robust and transferrable, if it reaches from atoms to meters, from femtoseconds to minutes as models of nanodevices must.

Models, Devices, Effective Parameters, and Transferrable Theories. Parameters of models or devices can often be chosen so an incomplete theory or simulation describes a system in one set of conditions but not another. Experiments often show that rate constants must be adjusted dramatically as conditions change, and the adjustments can rarely be predicted ahead of time by theory.

Chemistry and biology are filled with examples of *non*-transferable models. Chemical reactions follow rate equations, but the rates are not constant, not independent of one another, as

1
2
3 conditions change, even though theory assumes they should be [33, 34]. Biology describes
4 enzymes with one set of parameters but finds those are changed when conditions change and
5 attributes that somewhat mysteriously to ‘allosteric effects’ and conformation changes.
6

7 **Non-transferrable theories have limited use.** Biology and much of chemistry works under a wide
8 range of conditions and so incomplete theories with effective parameters have limited use. Even
9 if sensible, even if valid, theories (and simulations) with effective parameters like these are not
10 accurate enough to design robust devices. By leaving out something important, those theories or
11 simulations leave out an energy term that is almost certain to vary with conditions. The resulting
12 effective parameters change in large and unpredictable ways.
13

14 Incomplete theories and simulations are not very useful over a range of experiments and
15 conditions. Incomplete theories are not likely to be transferable (from one set of conditions to
16 another) in the language of the chemistry literature. Devices designed from incomplete theories
17 or simulations are unlikely to be robust or work well under a range of conditions. Biological
18 systems analyzed with non-transferable theories (or simulations) are unlikely to be realistic in
19 general because biological systems almost always work in a range of ionic concentrations
20 different from those used in the laboratory.
21

22 **Simulations must deal with trace Ca^{2+} .** Biological systems usually work in mixtures with a range of
23 Ca^{2+} concentrations, in which Ca^{2+} concentration has important practical effects, often turning
24 systems on or off or controlling their rate monotonically. Simulations and theories in biology
25 have limited use until they are calibrated so we can be sure they actually are correct in the range
26 of conditions and Ca^{2+} concentrations the biological system uses. Simulating Ca^{2+} activity in
27 pure solutions is a challenging problem [144]. Simulating Ca^{2+} activity in biological mixtures in
28 the 10^{-8} to 2×10^1 molar concentrations that are physiological, has not been attempted as far as I
29 know. (10^{-8} concentrations of Ca^{2+} are found inside most cells. 2×10^1 concentrations of Ca^{2+} are
30 found in and near ion channels, nucleic acids, and enzyme active sites, where the chemistry of
31 life is catalyzed and controlled.
32
33

34
35 Biological and chemical science will benefit enormously if theories and simulations can
36 be made transferable, using one set of parameters to describe systems in a range of conditions, as
37 many physical and most engineering theories and simulations do. I believe the law of mass
38 action must be extended to conserve current before theories and simulations can be made
39 transferable from condition to condition, from physics, to chemistry to biology, using only
40 mathematics.
41

42 **How to extend the law of mass action?** An obvious way to extend the law of mass action is to include
43 an electrical potential in the rate constant to ‘right the rates’ by making them exponential
44 functions of potential. This in fact has been done for a very long time in the study of reactions at
45 the electrodes of electrochemical cells. The Butler-Volmer and Tafel equations [3] include
46 electrical potential in rate constants in an empirical way with limited [55, 56] but real success.
47

48
49 Success is limited I suspect because difficulties of embedding an electrical potential in
50 rate constants are formidable. **We must ‘fix the fields’ so they are global and depend on current flow
51 everywhere.** The way to ‘right the rates’ is to fix the fields, **everywhere**. Otherwise, they cannot
52 conserve charge flow and support continuity of current as required by Kirchoff’s current law.
53

- 54 (1) The rate constants in one reaction scheme must depend on the electrical potential in
55 far locations. Otherwise, interrupting current flow in a far location is not likely to
56 interrupt current locally. This requirement implies that the electrical potential must be
57
58
59
60

- 1
2
3 determined by a global equation like Poisson's equation, including boundary
4 conditions far from the individual chemical reactions.
5
6 (2) The rate constants in one reaction scheme are likely to depend on concentrations
7 throughout the system because the solutions containing the reactants are not ideal. A
8 general characteristic of nonideal solutions is that 'everything depends on everything
9 else'. More specifically, the activity of one reactant (the free energy per mole)
10 depends on the concentrations of other species in practice, as well as in principle.
11
12 (3) A general theory of all nonequilibrium processes is not likely to be useful: a general
13 theory has to describe too much. A general theory must include hydrodynamic
14 behavior of considerable complexity, since aqueous solutions are fluids satisfying the
15 Navier Stokes equations of fluid mechanics. A general theory would also include
16 explosions since they occur with regrettable frequency at electrodes of
17 electrochemical cells, when H₂ gas is generated (inadvertently) by an overvoltage.
18
19 (4) A thermodynamic treatment is clearly impossible since the goal is to calculate large
20 fluxes and currents that do not occur in a thermodynamic system at equilibrium by
21 definition without flows. Clearly a frictional treatment of flux over a large potential
22 barrier as in the classical drunken man problem of Kramers [44, 57] is a necessary
23 step forward, even if it is inconsistent because it does not compute the potential
24 barrier from the charges in the system. A simple generalization of Kramers for any
25 shape barrier is available [29] and needed [2] because so few barriers are both
26 symmetrical and large as required in classical high barrier approximations.
27
28

29 **Variational methods can extend the law of mass action.** If the goal is to build transferable systems, so
30 we can build robust devices, as in electronic technology, we must use a mathematics that allows
31 interactions of charges and fields, currents and fluxes and flows of solvent, extending from
32 atomic to macroscopic scales.
33

34 Variational methods are designed to deal with systems with multiple forces and flows, in
35 which interactions are unavoidable and complex. In these systems, interactions must be included
36 in all analysis. Otherwise, theories have more adjustable parameters than can be determined
37 experimentally and still cannot deal with a range of conditions, because interactions change with
38 conditions in ways too complex for ordinary theories.
39

40 Sadly, theories of ionic solutions—even the assignment of properties to single ions in
41 infinitely dilute solutions [71]—seem to have these difficulties. Theories of ionic solutions need
42 a large number of adjustable parameters and still cannot describe biological solutions (for
43 example). References [27, 31, 47, 48, 88-90, 93, 130, 147, 164] draw particular attention to the
44 difficulties.
45

46 The sad limitations of our understanding of ionic mixtures, like those in which all of
47 biology occurs, are not widely known, and so embarrassing that many do not want to know of it,
48 as I did not for many years. It is necessary then to document the frustration by quotations from
49 leading workers in that field.
50

51 The classical text of Robinson and Stokes [136] is still in print and widely used. It is a
52 book not noted for emotion that still gives a glimpse of its authors' feelings of frustration
53 (p. 302)
54
55
56
57
58
59
60

1
2
3
4
5
6
7
8
9
10
11
12
13
14
15
16
17
18
19
20
21
22
23
24
25
26
27
28
29
30
31
32
33
34
35
36
37
38
39
40
41
42
43
44
45
46
47
48
49
50
51
52
53
54
55
56
57
58
59
60

“In regard to concentrated solutions, many workers adopt a counsel of despair, confining their interest to concentrations below about 0.02 M, ... ”

Almost all biology and electrochemistry occurs in much more concentrated solutions.

In a recent comprehensive treatment [90] of nonideal properties of solutions, the editor Werner Kunz says (p. 11 of [91])

“It is still a fact that over the last decades, it was easier to fly to the moon than to describe the free energy of even the simplest salt solutions beyond a concentration of 0.1M or so.”

New mathematical tools are needed to resolve a stalemate existing since the 1920's. The powerful tools of variational calculus automatically deal with interactions that vary dramatically with conditions. If the mathematics does not deal with interactions, those interactions will not be computed correctly and will wreck theories that are based on algebraic descriptions of interactions or theories based on the law of mass action with constant rate constants.

Energetic variational methods are particularly useful because they allow multiscale derivation of partial differential equations (and far field boundary conditions) from physical principles when multiple fields are involved, like convection, diffusion, steric exclusion, and migration in an electric field. Energetic variational principles have recently become available for systems involving friction [46, 77, 161], that is to say, for systems involving ionic solutions [35, 70, 121, 159].

Energetic variational principles combine the full power of the Navier Stokes equations (1) with either a Lennard Jones representation of finite size ions or (2) with a density functional theory of ionic solutions built from Rosenfeld's density functional theory of liquids [35, 78].

Computations must be done in three dimensions because spheres do not exist in one and two dimensions. These theories and their simplifications [69, 94, 108] are difficult to compute in three dimensions because of the steeply singular forces used to ensure that atoms do not overlap. Overlap must not be permitted because spheres cannot overfill space: space can be saturated with spheres. Saturation effects are a main cause of nonideality, particularly in the extremely crowded conditions in and near enzyme active sites, ionic channels, nucleic acids, and the working electrodes of electrochemical cells where twenty molar solutions are not uncommon [83]. (As a rule of thumb, ions are crowded and electric fields are largest [50, 59, 153] where they are most important in technology and biology.)

If saturation is described by a Fermi-like distribution—as recently derived for spheres of unequal sizes [109, 110]—some of these difficulties can be attacked. A fourth order partial differential equation can be written [111] which is easily integrated in three dimensions, after it is reduced to a pair of second order partial differential equations (with carefully defined boundary conditions) and computed with appropriate numerical methods.

But it is still not clear how best to apply any of these methods to chemical reactions (Fig. 1) described by the law of mass action with rate constants extended to be functions or functionals and not constants.

And that is not a bad place to move this essay towards its coda. We now have the tools, and we now see the goal—a global treatment combining conservation of mass in chemical reactions described by the law of mass action with conservation of charge flow and current described by Kirchoff's

1
2
3 current law everywhere. **Now we have to do the work. We have to actually implement consistent models**
4 **and see how well they do.**
5

6 **Coda: our grasp must be sure, but our reach should exceed our grasp**, as we do the work. We must
7 grasp both charge/current conservation and mass action before we can produce robust theories
8 (or simulations) of chemical reactions in ionic solutions that successfully use one set of
9 parameters in a range of conditions, and include the global properties of the electric field.
10

11 Correct calculations are needed because there is no engineering without numbers and
12 accurate computations [26, 115, 132]. Calculations from theories and simulations—of electronic
13 or ionic or biologically inspired devices—must be checked and calibrated against known results.
14 Otherwise devices built from those calculations will not work. **There is little engineering without**
15 **robust theories because devices have much less tolerance for error than abstractions.** If theories and
16 simulations of electrical devices were not robust, if parameters had to be changed as conditions
17 changed, our electronic technology would be severely limited, to say the least.
18
19

20 Chemical reactions involving current flow must be within our theoretical grasp before we
21 can develop transferable theories. Then can we build devices that perform as expected, as
22 electronic devices usually do. Only then can we expect exponential growth in molecular
23 engineering whether biological or technological. It seems no coincidence that exponential growth
24 in electronic technology came after scientists had a secure grasp of global electrostatics and the
25 *PNP* equations of electrodiffusion in semiconductors.
26

27 Let us hope that energetic variational methods can grasp ions and chemical reactions in
28 water as well and as successfully as *PNP* has grasped the useful properties of holes and (semi)-
29 electrons in silicon and germanium.
30
31
32
33
34
35

36 **Acknowledgement**

37
38
39 It is a pleasure to thank John Prausnitz for suggesting the theme ‘There are laws, and there are
40 laws’. Fred Cohen, Eduardo Rios, and Brian Salzberg provided most useful criticisms and
41 suggestions. Many thanks! Ardyth Eisenberg edited the manuscript with vigor and love, for
42 which I am most grateful, as it motivates me every day.
43
44
45
46
47
48
49
50
51
52
53
54
55
56
57
58
59
60

Appendix

When does mass action conserve current? What are the effects of discontinuity in current flow?

Size of discontinuity of current flow.

The difference in current shown in eq. (9) is the discontinuity of current, the violation of Kirchoff's law of continuity of current flow.

$$\frac{I_{XY} - I_{YZ}}{F} = z_X \cdot k_{xy} [X] - z_Y \cdot k_{yx} [Y] - z_Y \cdot k_{yz} [Y] + z_Z \cdot k_{zy} [Z] \quad (9)$$

When are both conservation laws are satisfied? When $I_{XY} - I_{YZ} = 0$ in eq.(9) –eq. (12), the law of mass action is consistent with Kirchoff's current law and conservation of mass and conservation of charge/current are all satisfied.

Special cases. Units of current $I_{XY} - I_{YZ}$ here are (cou/sec)/liter .

Special Case A: If all concentrations are set equal to one, the currents (in the special case with a tilde)

$$\frac{\tilde{I}_{XY} - \tilde{I}_{YZ}}{F \cdot 1 \frac{\text{mole}}{\text{liter}}} = z_X \cdot k_{xy} - z_Y \cdot k_{yx} - z_Y \cdot k_{yz} + z_Z \cdot k_{zy}; \quad \text{concentrations} = 1 \frac{\text{mole}}{\text{liter}} \quad (10)$$

Special Case A*: If we also set all charges equal to one, along with concentrations equal to one,

$$\frac{\hat{I}_{XY} - \hat{I}_{YZ}}{F \cdot 1 \frac{\text{mole}}{\text{liter}}} = k_{xy} - k_{yx} - k_{yz} + k_{zy}; \text{concentrations} = 1 \frac{\text{mole}}{\text{liter}}; z_X = z_Y = z_Z = 1 \quad (11)$$

In this special case of eq.(11), labelled **A***, asymmetry (net difference) in rate constants determines the discontinuity of current, the violation of Kirchoff's current law.

Special Case B: Alternatively, we can set all rate constants and all concentrations equal to one,

$$\frac{\hat{I}_{XY} - \hat{I}_{YZ}}{F \cdot 1 \frac{\text{mole}}{\text{liter}} \frac{1}{\text{sec}}} = z_X - z_Y - z_Y + z_Z; \text{concentrations} = 1 \frac{\text{mole}}{\text{liter}}; \text{rate constants} = 1 \frac{1}{\text{sec}} \quad (12)$$

In this special case of eq.(12), labelled **B**, asymmetry (net difference) of charges (valences) determines the discontinuity of current, the violation of Kirchoff's current law.

Asymmetry of parameters violates conservation of charge/current and produces discontinuity in current from device to device, i.e., it produces accumulation of charge, with sizable effects, as shown next and are to be expected, given the strength of the electric field as discussed in the text.

Size of effects. To estimate the effect on electrical potential V , we need to know the size of the system. Imagine a spherical capacitor of radius R . Its capacitance to ground—or coefficient of

the self-energy, if one prefers the phrase in the chemical literature—is $C = Q/V = 4\pi\epsilon_r\epsilon_0R$ or numerically $4\pi \times 8.85 \times 10^{-12}$ [farad/meter] $\epsilon_r R = 1.11 \times 10^{-10} \epsilon_r R$ [farad] where ϵ_r is the relative dielectric coefficient, about 80 in water solutions at longish times (say $> 10^{-5}$ sec). Then, a 1 nm radius capacitor with dielectric coefficient 80 has capacitance of 8.9×10^{-18} farads.

Small charges produce large voltages in such a tiny capacitor. Even the charge on just one ion (1.6×10^{-19} cou) would produce 18 mV, large enough (compared to the thermal potential of 25 mV) to have a noticeable (~50%) effect in theories and simulations, because $\exp(-18/25) = 0.49$. (Components of rates often vary exponentially according to $\exp(-V/kBT)$.) A unit discontinuity in current $I_{XY} - I_{YZ}$ in eq. (10)–(12) lasting for a second would produce a voltage of $V = Q/C = (1/F) / (8.9 \times 10^{-18}) = 1.14 \times 10^{12}$ volts.

Of course, 1 second is a long time for current to flow. If current flowed on a biological time scale, for 1 msec in a structure 1 nm in radius, with dielectric coefficient 80, the electrical potential would be much less, ‘only’ $10^9/\epsilon_r$ volts, somewhat less than 10^7 volts at low frequencies in water. Current flow of even a microsecond, would produce nearly ten thousand volts.

Rate of change of potential. We can also look at the effect on the rate of change of potential. The discontinuity of current is connected to the rate of change of potential by a version of Coulomb’s law

$$\frac{\partial V}{\partial t} = \frac{1}{C} I \quad (13)$$

If we apply this formula to the discontinuity of current in the special case of eq. (11), labelled A^* , we can estimate how quickly that discontinuity of current would change the potential

$$\frac{\partial V}{\partial t} = \frac{\hat{I}_{XY} - \hat{I}_{YZ}}{F \cdot 1(\text{mole/liter})} \cdot \frac{F}{C} = \frac{\hat{I}_{XY} - \hat{I}_{YZ}}{F \cdot 1(\text{mole/liter})} \cdot \frac{F}{4\pi\epsilon_r\epsilon_0R} = F \frac{k_{xy} - k_{yx} - k_{yz} + k_{zy}}{4\pi\epsilon_r\epsilon_0R} \quad (14)$$

For a capacitor $R = 1$ nm with $\epsilon_r = 80$ and capacitance of 8.9×10^{-18} farads (see above)

$$\frac{\partial V}{\partial t} = 1.1 \times 10^{17} \times F (k_{xy} - k_{yx} - k_{yz} + k_{zy}) \quad \text{in volts/sec} \quad (15)$$

In other words, the breakdown voltage (~0.2 volts) of membranes and proteins would be reached in $1.1 \times 10^{-22} / (k_{xy} - k_{yx} - k_{yz} + k_{zy})$ sec. The breakdown voltage for matter in general (say 10^6 volts) would be reached very quickly.

We conclude that

failure of the law of mass action to conserve current is likely to have noticeable effects.

References

1. Armstrong, C.M. and F. Bezanilla (1973) Currents related to movement of the gating particles of the sodium channels. *Nature* **242**(5398): p. 459-461.
2. Barcilon, V., D. Chen, R.S. Eisenberg, and M. Ratner (1993) Barrier crossing with concentration boundary conditions in biological channels and chemical reactions. *J. Chem. Phys.* **98**: p. 1193–1211.
3. Bard, A.J. and L.R. Faulkner, (2000) *Electrochemical Methods: Fundamentals and Applications*. . 2nd Edition ed. 2000, New York: John Wiley & Sons.
4. Barratt, J.-L. and J.-P. Hansen, (2003) *Basic concepts for simple and complex liquids*. Cambridge University Press, Mar 1, 2003 - Science - 296 pages. 2003: Cambridge University Press. 296.
5. Barthel, J., R. Buchner, and M. Münsterer, (1995) *Electrolyte Data Collection Vol. 12, Part 2: Dielectric Properties of Water and Aqueous Electrolyte Solutions*. 1995, Frankfurt am Main: DECHEMA.
6. Barthel, J., H. Krienke, and W. Kunz, (1998) *Physical Chemistry of Electrolyte Solutions: Modern Aspects*. 1998, New York: Springer.
7. Bazant, M.Z., K. Thornton, and A. Ajdari (2004) Diffuse-charge dynamics in electrochemical systems. *Physical Review E* **70**: p. 021506.
8. Bell, A.G., (1881) *Patent for Telephone-circuit, USPTO 00244426* in http://worldwide.espacenet.com/publicationDetails/biblio?FT=D&date=18810719&DB=&locale=en_EP&CC=US&NR=244426A&KC=A&ND=2.
9. Boda, D. (2014) Monte Carlo Simulation of Electrolyte Solutions in biology: in and out of equilibrium. *Annual Review of Computational Chemistry* **10**: p. 127-164.
10. Brush, S.G., (1986) *The Kind of Motion We Call Heat*. 1986, New York: North Holland.
11. Buck, R.P. (1984) Kinetics of bulk and interfacial ionic motion: microscopic bases and limits for the nernst—planck equation applied to membrane systems. *Journal of Membrane Science* **17**(1): p. 1-62.
12. Burger, M. (2011) Inverse problems in ion channel modelling. *Inverse Problems* **27**(8): p. 083001.
13. Coalson, R.D. and M.G. Kurnikova (2005) Poisson-Nernst-Planck theory approach to the calculation of current through biological ion channels. *IEEE Trans Nanobioscience* **4**(1): p. 81-93.
14. Cooper, K., E. Jakobsson, and P. Wolynes (1985) The theory of ion transport through membrane channels. *Prog. Biophys. Molec. Biol.* **46**: p. 51–96.
15. Cooper, K.E., P.Y. Gates, and R.S. Eisenberg (1988) Diffusion theory and discrete rate constants in ion permeation. *J. Membr. Biol.* **109**: p. 95–105.
16. Cooper, K.E., P.Y. Gates, and R.S. Eisenberg (1988) Surmounting barriers in ionic channels. *Quarterly Review of Biophysics* **21**: p. 331–364.
17. Coster, H.G.L. (1973) The Double Fixed Charge Membrane. *Biophysical Journal* **13**: p. 133-142.

- 1
 - 2
 - 3
 - 4
 - 5
 - 6
 - 7
 - 8
 - 9
 - 10
 - 11
 - 12
 - 13
 - 14
 - 15
 - 16
 - 17
 - 18
 - 19
 - 20
 - 21
 - 22
 - 23
 - 24
 - 25
 - 26
 - 27
 - 28
 - 29
 - 30
 - 31
 - 32
 - 33
 - 34
 - 35
 - 36
 - 37
 - 38
 - 39
 - 40
 - 41
 - 42
 - 43
 - 44
 - 45
 - 46
 - 47
 - 48
 - 49
 - 50
 - 51
 - 52
 - 53
 - 54
 - 55
 - 56
 - 57
 - 58
 - 59
 - 60
18. Critchlow, D.L. (1999) MOSFET Scaling-The Driver of VLSI Technology. Proceedings of the IEEE **87**(4): p. 659-667.
19. Dan, B.-Y., D. Andelman, D. Harries, and R. Podgornik (2009) Beyond standard Poisson–Boltzmann theory: ion-specific interactions in aqueous solutions. Journal of Physics: Condensed Matter **21**(42): p. 424106.
20. de Levie, R. and H. Moreira (1972) Transport of ions of one kind through thin membranes. Journal of Membrane Biology **9**(1): p. 241-260.
21. de Levie, R. and N.G. Seidah (1974) Transport of ions of one kind through thin membranes. 3. Current-voltage curves for membrane-soluble ions. J Membr Biol **16**(1): p. 1-16.
22. De Levie, R., N.G. Seidah, and H. Moreira (1972) Transport of ions of one kind through thin membranes. II. Nonequilibrium steady-state behavior. J Membr Biol **10**(2): p. 171-192.
23. De Loach, B.C., Jr. (1976) The IMPATT story. Electron Devices, IEEE Transactions on **23**(7): p. 657-660.
24. Dennard, R.H., F.H. Gaensslen, V.L. Rideout, E. Bassous, and A.R. LeBlanc (1974) Design of ion-implanted MOSFET's with very small physical dimensions. Solid-State Circuits, IEEE Journal of **9**(5): p. 256-268.
25. Dudney, N.J. and J. Li (2015) Using all energy in a battery. Science **347**(6218): p. 131-132.
26. Eisenberg, B. (2010) Multiple Scales in the Simulation of Ion Channels and Proteins. The Journal of Physical Chemistry C **114**(48): p. 20719-20733.
27. Eisenberg, B. (2011) Life's Solutions are Not Ideal. Posted on arXiv.org with Paper ID arXiv:1105.0184v1.
28. Eisenberg, B., (2011) *Crowded Charges in Ion Channels*, in *Advances in Chemical Physics*, S.A. Rice, Editor. John Wiley & Sons, Inc.: New York. p. 77-223 also on the arXiv at <http://arxiv.org/abs/1009.1786v1001>.
29. Eisenberg, B. (2011) Mass Action in Ionic Solutions. Chemical Physics Letters **511**: p. 1-6.
30. Eisenberg, B. (2012) Life's Solutions. A Mathematical Challenge. **Available on arXiv as <http://arxiv.org/abs/1207.4737>**.
31. Eisenberg, B. (2013) Ionic Interactions Are Everywhere. Physiology **28**(1): p. 28-38.
32. Eisenberg, B. (2013) Interacting ions in Biophysics: Real is not ideal. . Biophysical Journal **104**: p. 1849-1866.
33. Eisenberg, B. (2014) Shouldn't we make biochemistry an exact science? Posted on arXiv.org with paper ID arXiv 1409.0243.
34. Eisenberg, B. (2014) Shouldn't we make biochemistry an exact science? ASBMB Today **13**(9, October): p. 36-38.
35. Eisenberg, B., Y. Hyon, and C. Liu (2010) Energy Variational Analysis EnVarA of Ions in Water and Channels: Field Theory for Primitive Models of Complex Ionic Fluids. Journal of Chemical Physics **133**: p. 104104
36. Eisenberg, R. and D. Chen (1993) Poisson-Nernst-Planck (*PNP*) theory of an open ionic channel. Biophysical Journal **64**: p. A22.

- 1
 - 2
 - 3
 - 4
 - 5
 - 6
 - 7
 - 8
 - 9
 - 10
 - 11
 - 12
 - 13
 - 14
 - 15
 - 16
 - 17
 - 18
 - 19
 - 20
 - 21
 - 22
 - 23
 - 24
 - 25
 - 26
 - 27
 - 28
 - 29
 - 30
 - 31
 - 32
 - 33
 - 34
 - 35
 - 36
 - 37
 - 38
 - 39
 - 40
 - 41
 - 42
 - 43
 - 44
 - 45
 - 46
 - 47
 - 48
 - 49
 - 50
 - 51
 - 52
 - 53
 - 54
 - 55
 - 56
 - 57
 - 58
 - 59
 - 60
37. Eisenberg, R.S., (1996) *Atomic Biology, Electrostatics and Ionic Channels.*, in *New Developments and Theoretical Studies of Proteins*, R. Elber, Editor. World Scientific: Philadelphia. p. 269-357. Published in the Physics ArXiv as arXiv:0807.0715.
38. Eisenberg, R.S. (1996) Computing the field in proteins and channels. *Journal of Membrane Biology* **150**: p. 1–25. Also available on <http://arxiv.org> as arXiv 1009.2857.
39. Eisenberg, R.S. (1999) From Structure to Function in Open Ionic Channels. *Journal of Membrane Biology* **171**: p. 1-24.
40. Eisenberg, R.S., M.M. Klosek, and Z. Schuss (1995) Diffusion as a chemical reaction: Stochastic trajectories between fixed concentrations. *J. Chem. Phys.* **102**: p. 1767-1780.
41. Evans, L.C., (2013) *An Introduction to Stochastic Differential Equations*. 2013: American Mathematical Society. 150.
42. Fawcett, W.R., (2004) *Liquids, Solutions, and Interfaces: From Classical Macroscopic Descriptions to Modern Microscopic Details*. 2004, New York: Oxford University Press. 621.
43. Feynman, R.P., R.B. Leighton, and M. Sands, (1963) *The Feynman: Lectures on Physics, Mainly Electromagnetism and Matter*. Vol. 2. 1963, New York: Addison-Wesley Publishing Co., also at http://www.feynmanlectures.caltech.edu/II_toc.html. 592.
44. Fleming, G. and P. Hänggi, (1993) *Activated Barrier Crossing: applications in physics, chemistry and biology*. 1993, River Edge, New Jersey: World Scientific.
45. Fonseca, J.E., D. Boda, W. Nonner, and B. Eisenberg (2010) Conductance and concentration relationship in a reduced model of the K⁺ channel. *Biophysical Journal* **98**: p. 117a.
46. Forster, J., (2013) *Mathematical Modeling of Complex Fluids*, in *Department of Mathematics*. University of Wurzburg: Wurzburg, Germany. p. 67.
47. Fraenkel, D. (2010) Simplified electrostatic model for the thermodynamic excess potentials of binary strong electrolyte solutions with size-dissimilar ions. *Molecular Physics* **108**(11): p. 1435 - 1466.
48. Fraenkel, D. (2014) Computing Excess Functions of Ionic Solutions: The Smaller-Ion Shell Model versus the Primitive Model. 1. Activity Coefficients. *Journal of Chemical Theory and Computation*.
49. Fraenkel, D. (2014) Computing Excess Functions of Ionic Solutions: The Smaller-Ion Shell Model versus the Primitive Model. 2. Ion-Size Parameters. *Journal of Chemical Theory and Computation*.
50. Fried, S.D., S. Bagchi, and S.G. Boxer (2014) Extreme electric fields power catalysis in the active site of ketosteroid isomerase. *Science* **346**(6216): p. 1510-1514.
51. Ganguly, P., D. Mukherji, C. Junghans, and N.F.A. van der Vegt (2012) Kirkwood–Buff Coarse-Grained Force Fields for Aqueous Solutions. *Journal of Chemical Theory and Computation* **8**(5): p. 1802-1807.
52. Gee, M.B., N.R. Cox, Y. Jiao, N. Benteinis, S. Weerasinghe, and P.E. Smith (2011) A Kirkwood-Buff derived force field for aqueous alkali halides. *Journal of Chemical Theory and Computation* **7**(5): p. 1369-1380.
53. Goldman, D.E. (1943) Potential, impedance and rectification in membranes. *J. Gen. Physiol.* **27**: p. 37–60.

- 1
2
3
4
5
6
7
8
9
10
11
12
13
14
15
16
17
18
19
20
21
22
23
24
25
26
27
28
29
30
31
32
33
34
35
36
37
38
39
40
41
42
43
44
45
46
47
48
49
50
51
52
53
54
55
56
57
58
59
60
54. Gumbart, J., F. Khalili-Araghi, M. Sotomayor, and B. Roux (2012) Constant electric field simulations of the membrane potential illustrated with simple systems. *Biochimica et Biophysica Acta* **1818**(2): p. 294-302.
55. Gutman, E.M. (2005) Can the Tafel equation be derived from first principles? *Corrosion Science* **47**(12): p. 3086-3096; note IMPORTANT correction doi:3010.1016/j.corsci.2006.3008.3001 *Corrosion Science* 3048 (2006) 3886.
56. Gutman, E.M. (2006) Corrigendum to “Can the Tafel equation be derived from first principles?” [*Corrosion Science* 47 (2005) 3086–3096]. *Corrosion Science* **48**(11): p. 3886 IMPORTANT correction to <http://dx.doi.org/3810.1016/j.corsci.2005.3805.3055>
57. Hänggi, P., P. Talkner, and M. Borokovec (1990) Reaction-rate theory: fifty years after Kramers. *Reviews of Modern Physics* **62**: p. 251-341.
58. Hansen, J.-P. and I.R. McDonald, (2006) *Theory of Simple Liquids*. Third Edition ed. 2006, New York: Academic Press. 428.
59. Hildebrandt, P. (2014) More than fine tuning. *Science* **346**(6216): p. 1456-1457.
60. Hill, A.V., (1932) *Chemical Wave Transmission in Nerve*. 1932: Cambridge University Press. 74.
61. Hille, B., (2001) *Ion Channels of Excitable Membranes*. 3rd ed. 2001, Sunderland: Sinauer Associates Inc. 1-814.
62. Hodgkin, A., A. Huxley, and B. Katz (1949) Ionic currents underlying activity in the giant axon of the squid. *Arch. Sci. physiol.* **3**: p. 129-150.
63. Hodgkin, A.L. (1937) Evidence for electrical transmission in nerve: Part I. *J Physiol* **90**(2): p. 183-210.
64. Hodgkin, A.L. (1937) Evidence for electrical transmission in nerve: Part II. *J Physiol* **90**(2): p. 211-232.
65. Hodgkin, A.L., (1992) *Chance and Design*. 1992, New York: Cambridge University Press. 401.
66. Hodgkin, A.L. and W.A.H. Rushton (1946) The electrical constants of a crustacean nerve fiber. *Proc. Roy. Soc. (London) Ser. B* **133**: p. 444-479.
67. Hodgkin, A.L. and B. Katz (1949) The effect of sodium ions on the electrical activity of the giant axon of the squid. *J. Physiol.* **108**: p. 37–77.
68. Hodgkin, A.L. and A.F. Huxley (1952) A quantitative description of membrane current and its application to conduction and excitation in nerve. *J. Physiol.* **117**: p. 500-544.
69. Horng, T.-L., T.-C. Lin, C. Liu, and B. Eisenberg (2012) PNP Equations with Steric Effects: A Model of Ion Flow through Channels. *The Journal of Physical Chemistry B* **116**(37): p. 11422-11441.
70. Hsieh, C.-y., Y. Hyon, H. Lee, T.-C. Lin, and C. Liu Transport of charged particles: entropy production and maximum dissipation principle. Available on <http://arxiv.org/> as 1407.8245v1.
71. Hünenberger, P. and M. Reif, (2011) *Single-Ion Solvation. Experimental and Theoretical Approaches to Elusive Thermodynamic Quantities*. 2011, London: Royal Society of Chemistry. 690.
72. Huxley, A. (2000) Sir Alan Lloyd Hodgkin, O. M., K. B. E. 5 February 1914-20 December 1998. *Biographical Memoirs of Fellows of the Royal Society* **46**: p. 221-241.

- 1
2
3
4
5
6
7
8
9
10
11
12
13
14
15
16
17
18
19
20
21
22
23
24
25
26
27
28
29
30
31
32
33
34
35
36
37
38
39
40
41
42
43
44
45
46
47
48
49
50
51
52
53
54
55
56
57
58
59
60
73. Huxley, A.F., (1977) *Looking Back on Muscle*, in *The Pursuit of Nature*, A.L. Hodgkin, Editor. Cambridge University Press: New York. p. 23-64.
74. Huxley, A.F. (1992) Kenneth Stewart Cole. Biographical Memoirs of Fellows of the Royal Society **38**: p. 98-110 , see <http://books.nap.edu/html/biomems/kcole.pdf>
75. Huxley, A.F. (2002) From overshoot to voltage clamp. *Trends Neurosci* **25** (11): p. 553-558.
76. Huxley, T.H., (1884) *Crayfish, an Introduction to the Study of Biology*. 1884, London: K. Paul, Trench. 371.
77. Hyon, Y., D.Y. Kwak, and C. Liu (2010) Energetic Variational Approach in Complex Fluids : Maximum Dissipation Principle. *Discrete and Continuous Dynamical Systems (DCDS-A)* **26**(4: April): p. 1291 - 1304.
78. Hyon, Y., J.E. Fonseca, B. Eisenberg, and C. Liu (2012) Energy variational approach to study charge inversion (layering) near charged walls. *Discrete and Continuous Dynamical Systems Series B (DCDS-B)* **17**(8): p. 2725 - 2743.
79. Jacoboni, C. and P. Lugli, (1989) *The Monte Carlo Method for Semiconductor Device Simulation*. 1989, New York: Springer Verlag. pp. 1-356.
80. Jacobsen, R.T., S.G. Penoncello, E.W. Lemmon, and R. Span, (2000) *Multiparameter Equations of State*, in *Equations of State for Fluids and Fluid Mixtures*, J.V. Sengers, R.F. Kayser, C.J. Peters, and H.J. White, Jr., Editors. Elsevier: New York. p. 849-882.
81. Jaffe, R.L. (2005) The Casimir Effect and the Quantum Vacuum. Available on <http://arxiv.org/> as <http://arxiv.org/abs/hep-th/0503158>.
82. Jerome, J.W., (1995) *Analysis of Charge Transport. Mathematical Theory and Approximation of Semiconductor Models*. 1995, New York: Springer-Verlag. 1-156.
83. Jimenez-Morales, D., J. Liang, and B. Eisenberg (2012) Ionizable side chains at catalytic active sites of enzymes. *European Biophysics Journal* **41**(5): p. 449-460.
84. Joffe, E.B. and K.-S. Lock, (2010) *Grounds for Grounding*. 2010, NY: Wiley-IEEE Press. 1088.
85. Kaxiras, E., (2003) *Atomic and Electronic Structure of Solids*. 2003, New York: Cambridge University Press. 676.
86. Kirshenbaum, K., D.C. Bock, C.-Y. Lee, Z. Zhong, K.J. Takeuchi, A.C. Marschilok, and E.S. Takeuchi (2015) In situ visualization of Li/Ag2VP2O8 batteries revealing rate-dependent discharge mechanism. *Science* **347**(6218): p. 149-154.
87. Kittel, C., (2004) *Solid-State Physics, Eighth Edition*. 8th Edition ed. 2004, New York: Wiley. 704.
88. Kontogeorgis, G.M. and G.K. Folas, (2009) *Thermodynamic Models for Industrial Applications: From Classical and Advanced Mixing Rules to Association Theories*. 2009: John Wiley & Sons. 721.
89. Kraus, C.A. (1938) The present status of the theory of electrolytes. *Bull. Amer. Math. Soc.* **44**: p. 361-383.
90. Kunz, W., (2009) *Specific Ion Effects*. 2009, Singapore: World Scientific 348
91. Kunz, W. and R. Neueder, (2009) *An Attempt at an Overview, in Specific Ion Effects*, W. Kunz, Editor. World Scientific Singapore. p. 11-54.

- 1
2
3 92. Lacroix, J., C.R. Halaszovich, D.N. Schreiber, M.G. Leitner, F. Bezanilla, D. Oliver, and
4 C.A. Villalba-Galea (2011) Controlling the activity of a phosphatase and tensin homolog
5 (PTEN) by membrane potential. *J Biol Chem* **286**(20): p. 17945-17953.
6
7 93. Laidler, K.J., J.H. Meiser, and B.C. Sanctuary, (2003) *Physical Chemistry*. Fourth ed.
8 2003: BrooksCole, Belmont CA. 1060.
9
10 94. Lee, C.-C., H. Lee, Y. Hyon, T.-C. Lin, and C. Liu (2011) New Poisson–Boltzmann type
11 equations: one-dimensional solutions. *Nonlinearity* **24**(2): p. 431.
12
13 95. Lee, L.L., (2008) *Molecular Thermodynamics of Electrolyte Solutions*. 2008, Singapore:
14 World Scientific
15
16 96. Levin, Y. (2002) Electrostatic correlations: from plasma to biology. *Reports on Progress*
17 *in Physics* **65**(11): p. 1577.
18
19 97. Levitt, D. (1991) General Continuum theory for a multiion channel. *Biophysical Journal*
20 **59**: p. 271-277.
21
22 98. Levitt, D. (1991) General Continuum theory for a multiion channel. Application for a
23 multiion channel. *Biophysical Journal* **59**: p. 278-288.
24
25 99. Levitt, D.G. (1975) General continuum analysis of transport through pores. II.
26 Nonuniform pores. *Biophys J* **15**(6): p. 553-563.
27
28 100. Levitt, D.G. (1975) General continuum analysis of transport through pores. I. Proof of
29 Onsager's reciprocity postulate for uniform pore. *Biophys J* **15**(6): p. 533-551.
30
31 101. Levitt, D.G. (1978) Electrostatic calculations for an ion channel. I. Energy and potential
32 profiles and interactions between ions. *Biophys. J.* **22**: p. 209-219.
33
34 102. Levitt, D.G. (1978) Electrostatic calculations for an ion channel. II. Kinetic behavior of
35 the gramicidin A channel. *Biophys J* **22**(2): p. 221-248.
36
37 103. Levitt, D.G. (1982) Comparison of Nernst-Planck and reaction-rate models for multiply
38 occupied channels. *Biophys. J* **37**: p. 575–587.
39
40 104. Levitt, D.G. (1985) Strong electrolyte continuum theory solution for equilibrium profiles,
41 diffusion limitation, and conductance in charged ion channels. *Biophys. J.* **52**: p. 575–
42 587.
43
44 105. Levitt, D.G. (1986) Interpretation of biological ion channel flux data. Reaction rate
45 versus continuum theory. *Ann. Rev. Biophys. Biophys. Chem* **15**: p. 29–57.
46
47 106. Levitt, D.G. (1989) Continuum model of voltage-dependent gating. Macroscopic
48 conductance, gating current, and single-channel behavior. *Biophys J* **55**(3): p. 489-498.
49
50 107. Li, B. (2009) Continuum electrostatics for ionic solutions with non-uniform ionic sizes.
51 *Nonlinearity* **22**(4): p. 811.
52
53 108. Lin, T.C. and B. Eisenberg (2014) A new approach to the Lennard-Jones potential and a
54 new model: PNP-steric equations. *Communications in Mathematical Sciences* **12**(1): p.
55 149-173.
56
57 109. Liu, J.-L. (2013) Numerical methods for the Poisson–Fermi equation in electrolytes.
58 *Journal of Computational Physics* **247**(0): p. 88-99.
59
60 110. Liu, J.-L. and B. Eisenberg (2013) Correlated Ions in a Calcium Channel Model: A
Poisson–Fermi Theory. *The Journal of Physical Chemistry B* **117**(40): p. 12051-12058.

- 1
2
3
4
5
6
7
8
9
10
11
12
13
14
15
16
17
18
19
20
21
22
23
24
25
26
27
28
29
30
31
32
33
34
35
36
37
38
39
40
41
42
43
44
45
46
47
48
49
50
51
52
53
54
55
56
57
58
59
60
111. Liu, J.-L. and B. Eisenberg (2014) Poisson-Nernst-Planck-Fermi theory for modeling biological ion channels. *J Chem Phys* **141**(22): p. -.
 112. Lundstrom, M., (2000) *Fundamentals of Carrier Transport*. Second Edition ed. 2000, NY: Addison-Wesley.
 113. Lundstrom, M. (2003) Applied Physics Enhanced: Moore's Law Forever? *Science* **299**(5604): p. 210-211.
 114. Luo, Y. and B.t. Roux (2009) Simulation of Osmotic Pressure in Concentrated Aqueous Salt Solutions. *The Journal of Physical Chemistry Letters* **1**(1): p. 183-189.
 115. Maginn, E.J. (2009) From discovery to data: What must happen for molecular simulation to become a mainstream chemical engineering tool. *AIChE Journal* **55**(6): p. 1304-1310.
 116. Markowich, P.A., C.A. Ringhofer, and C. Schmeiser, (1990) *Semiconductor Equations*. 1990, New York: Springer-Verlag. 248.
 117. Maxwell, J.C., (1891) *A Treatise on Electricity and Magnetism (reprinted 1954)*. Third ed. Vol. One and Two. 1891, New York: Dover Publications.
 118. McQuarrie, D.A., (1976) *Statistical Mechanics*. 1976, New York.: Harper and Row.
 119. Moore, G.E. (1965) Cramming more components onto integrated circuits. *Electronics Magazine*. **38**: p. 114-117.
 120. Moore, G.E., (1995) *Lithography and the future of Moore's law*. 1995. Santa Clara, CA, USA: SPIE.
 121. Mori, Y., C. Liu, and R.S. Eisenberg (2011) A model of electrodiffusion and osmotic water flow and its energetic structure. *Physica D: Nonlinear Phenomena* **240**(22): p. 1835-1852.
 122. Mott, N.F. (1939) The theory of crystal rectifiers. *Proc Roy Soc A* **171**: p. 27-38.
 123. Mott, N.F. and R.W. Gurney (1948) Electronic processes in ionic crystals.
 124. Neher, E., (1997) *Ion channels for communication between and within cells Nobel Lecture, December 9, 1991*, in *Nobel Lectures, Physiology or Medicine 1991-1995*, N. Ringertz, Editor. World Scientific Publishing Co: Singapore. p. 10-25.
 125. Nonner, W., A. Peyser, D. Gillespie, and B. Eisenberg (2004) Relating microscopic charge movement to macroscopic currents: the Ramo-Shockley theorem applied to ion channels. *Biophysical Journal* **87**: p. 3716-3722.
 126. Oncley, J. (1940) Electric Moments and Relaxation Times of Protein Molecules. *J Phys Chem B* **44**(9): p. 1103-1113.
 127. Oncley, J. (1942) The Investigation of Proteins by Dielectric Measurements. *Chemical Reviews* **30**(3): p. 433-450.
 128. Oncley, J. (1943) The electric moments and the relaxation times of proteins as measured from their influence upon the dielectric constants of solutions. *Proteins, Amino Acids and Peptides*. EJ Cohn and JT Edsall, editors. Reinhold Publishing Co., New York.
 129. Pierret, R.F., (1996) *Semiconductor Device Fundamentals*. 1996, New York: Addison Wesley.
 130. Pitzer, K.S., (1995) *Thermodynamics*. 3rd ed. 1995, New York: McGraw Hill. 626.
 131. Plummer, J.D., M.D. Deal, and P.B. Griffin, (2000) *Silicon VLSI Technology: Fundamentals, Practice, and Modeling* 2000, New York: Prentice Hall. 817 pages

- 1
2
3 132. Post, D.E. and L.G. Votta (2005) Computational Science Demands a New Paradigm. *Physics Today* **58**: p. 35-41.
- 4
5
6 133. Reynaud, S. and A. Lambrecht (2014) Casimir forces. available on <http://arxiv.org/> as
7 <http://arxiv.org/abs/1410.2746>.
- 8
9 134. Rice, S.A. and P. Gray, (1965) *Statistical Mechanics of Simple Fluids*. 1965, New York: Interscience (Wiley). 582.
- 10
11 135. Riordan, M. and L. Hoddeson, (1997) *Crystal Fire*. 1997, New York: Norton.
- 12
13 136. Robinson, R.A. and R.H. Stokes, (1959) *Electrolyte Solutions*. Second ed. 1959, London: Butterworths Scientific Publications, also Dover books, 2002. 590.
- 14
15 137. Roux, B. (2008) The membrane potential and its representation by a constant electric field in computer simulations. *Biophys J* **95**(9): p. 4205-4216.
- 16
17
18 138. Rowlinson, J.S., (1963) *The Perfect Gas*. 1963, New York: Macmillan. 136.
- 19
20 139. Ryham, R.J., (2006) *An Energetic Variational Approach to Mathematical Modeling of Charged Fluids, Charge Phases, Simulation and Well Posedness*, Ph.D. Thesis, in *Mathematics*. The Pennsylvania State University: State College. p. 83.
- 21
22
23 140. Sah, C.-T. (1988) Evolution of the MOS transistor-from conception to VLSI. *Proceedings of the IEEE* **76**(10): p. 1280-1326.
- 24
25
26 141. Sakmann, B. and E. Neher, (1995) *Single Channel Recording*. Second ed. 1995, New York: Plenum. 700.
- 27
28
29 142. Saslow, W.M. (1999) Voltaic cells for physicists: two surface pumps and an internal resistance. *American Journal of Physics* **67**(7): p. 574-583.
- 30
31
32 143. Saslow, W.M., (2002) *Electricity, Magnetism, and Light*. 2002, New York: Academic Press. 800.
- 33
34 144. Saxena, A. and A.E. García (2014) Multisite Ion Model in Concentrated Solutions of Divalent Cations (MgCl₂ and CaCl₂): Osmotic Pressure Calculations. *The Journal of Physical Chemistry B* **119**(1): p. 219-227.
- 35
36
37 145. Schneider, M.F. and W.K. Chandler (1973) Voltage Dependent Charge Movement in Skeletal Muscle: a Possible Step in Excitation-Contraction Coupling. *Nature* **242**(5395): p. 244-246.
- 38
39
40
41 146. Selberherr, S., (1984) *Analysis and Simulation of Semiconductor Devices*. 1984, New York: Springer-Verlag. pp. 1-293.
- 42
43
44 147. Sengers, J.V., R.F. Kayser, C.J. Peters, and H.J. White, Jr., (2000) *Equations of State for Fluids and Fluid Mixtures (Experimental Thermodynamics)* 2000, New York: Elsevier. 928.
- 45
46
47
48 148. Shockley, W., (1950) *Electrons and Holes in Semiconductors to applications in transistor electronics*. 1950, New York: van Nostrand. 558.
- 49
50
51 149. Shur, M., (1990) *Physics of Semiconductor Devices*. 1990, New York: Prentice Hall. 680.
- 52
53 150. Shurkin, J.N., (2006) *Broken Genius: The Rise and Fall of William Shockley, Creator of the Electronic Age*. 2006, New York: Macmillan.
- 54
55 151. Simons, R. (1972) The steady and non-steady state properties of bipolar membranes. *Biochimica et Biophysica Acta (BBA) - Biomembranes* **274**(1): p. 1-14.
- 56
57
58
59
60

- 1
2
3
4
5
6
7
8
9
10
11
12
13
14
15
16
17
18
19
20
21
22
23
24
25
26
27
28
29
30
31
32
33
34
35
36
37
38
39
40
41
42
43
44
45
46
47
48
49
50
51
52
53
54
55
56
57
58
59
60
152. Stolle, R. (2002) Electromagnetic coupling of twisted pair cables. Selected Areas in Communications, IEEE Journal on **20**(5): p. 883-892.
 153. Suydam, I.T., C.D. Snow, V.S. Pande, and S.G. Boxer (2006) Electric Fields at the Active Site of an Enzyme: Direct Comparison of Experiment with Theory. Science **313**(5784): p. 200-204.
 154. Van Roosbroeck, W. (1950) Theory of flow of electrons and holes in germanium and other semiconductors. Bell System Technical Journal **29**: p. 560-607.
 155. Vargas, E., V. Yarov-Yarovoy, F. Khalili-Araghi, W.A. Catterall, M.L. Klein, M. Tarek, E. Lindahl, K. Schulten, E. Perozo, F. Bezanilla, and B. Roux (2012) An emerging consensus on voltage-dependent gating from computational modeling and molecular dynamics simulations. The Journal of General Physiology **140**(6): p. 587-594.
 156. Vasileska, D., S.M. Goodnick, and G. Klimeck, (2010) *Computational Electronics: Semiclassical and Quantum Device Modeling and Simulation*. 2010, New York: CRC Press. 764.
 157. Vlachy, V. (1999) Ionic Effects Beyond Poisson-Boltzmann Theory. Annual Review of Physical Chemistry **50**(1): p. 145-165.
 158. Wei, G., Q. Zheng, Z. Chen, and K. Xia (2012) Variational Multiscale Models for Charge Transport. SIAM Review **54**(4): p. 699-754.
 159. Wu, H., T.-C. Lin, and C. Liu (2014) On transport of ionic solutions: from kinetic laws to continuum descriptions. available on <http://arxiv.org/> as 1306.3053v2.
 160. Wu, H., T.-C. Lin, and C. Liu (2015) Diffusion Limit of Kinetic Equations for Multiple Species Charged Particles. Archive for Rational Mechanics and Analysis **215**(2): p. 419-441.
 161. Xu, S., P. Sheng, and C. Liu (2014) An energetic variational approach to ion transport. Communications in Mathematical Sciences **12**(4): p. 779–789 Available on arXiv as <http://arxiv.org/abs/1408.4114>.
 162. Xu, X., C. Liu, and T. Qian (2012) Hydrodynamic boundary conditions for one-component liquid-gas flows on non-isothermal solid substrates Communications in Mathematical Sciences **10**(4 (December 2012)): p. 1027-1053.
 163. Zangwill, A., (2013) *Modern Electrodynamics*. 2013, New York: Cambridge University Press. 977.
 164. Zemaitis, J.F., Jr., D.M. Clark, M. Rafal, and N.C. Scrivner, (1986) *Handbook of Aqueous Electrolyte Thermodynamics*. 1986, New York: Design Institute for Physical Property Data, American Institute of Chemical Engineers.